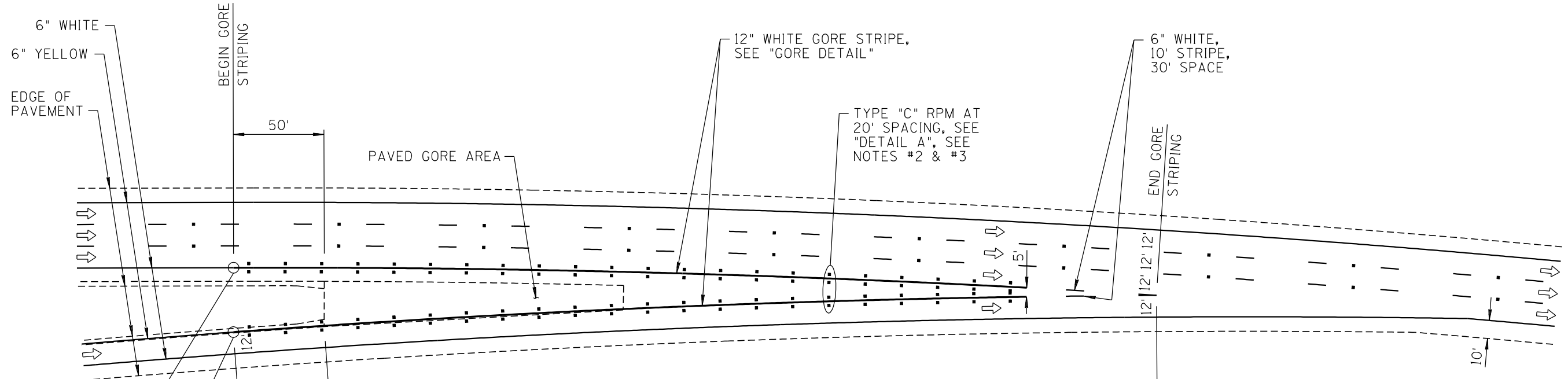
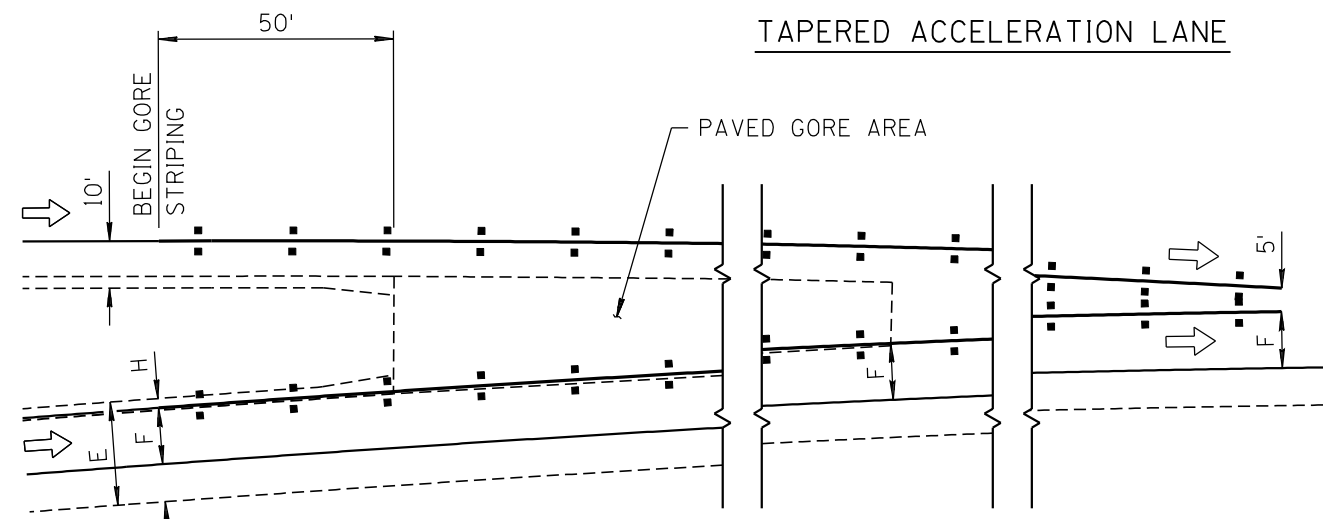
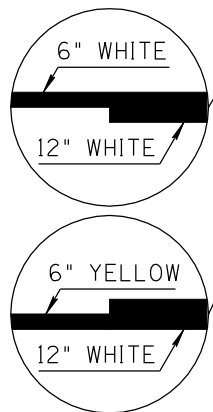


NO	DESCRIPTION OF REVISIONS	MADE BY	DATE
1	RE-ISSUE	L. LOPEZ	2/02
2	TYPE "C" RPM'S @ 20 FT. SPACING ON GORE STRIPES	L. LOPEZ	5/03
3	GORE DETAIL CORRECTION	L. LOPEZ	6/03
4			



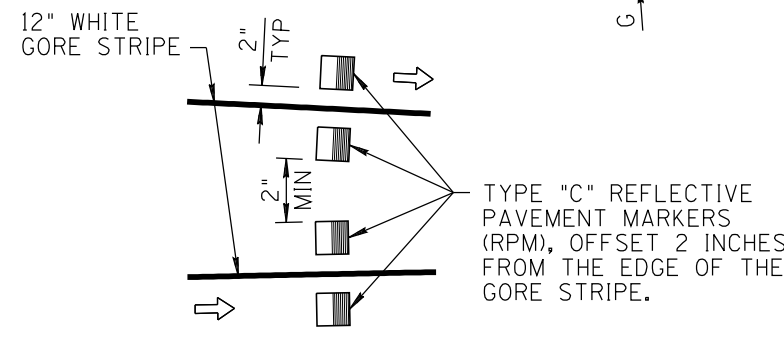
RAMP LANE WIDTH IS A CONSTANT 12 FT. FROM POINT "X" (50 FT. BEHIND GORE) TO POINT "Y" WHERE THE MAINLINE AND RAMP STRIPING INTERSECT.  
 GORE STRIPING EXTENDS BETWEEN POINTS "X" AND "Y", ALONG THE MAINLINE EDGE STRIPE AND THE RAMP EDGE STRIPE, PARALLEL WITH THEIR RESPECTIVE GEOMETRY.



**TAPERED ACCELERATION LANE**

RAMP WIDTH E	LANE WIDTH F	RIGHT SHOULDER G	LEFT SHOULDER H
22 FT	12 FT	8 FT	2 FT
28 FT	12 FT	10 FT	6 FT
36 FT	(2)/12 FT	8 FT	4 FT
40 FT	(2)/12 FT	10 FT	6 FT

**GORE DETAIL**  
SEE RAMP LANE WIDTH TABLE



**DETAIL A**  
SEE NOTES #2 & #3

**NOTES:**

- DIMENSIONS ARE MEASURED TO THE CENTER OF ALL STRIPING UNLESS NOTED OTHERWISE.
- RPM'S SHOULD BE INSTALLED ON ELEVATIONS BELOW 4000 FT.
- TYPE "C" REFLECTIVE PAVEMENT MARKERS ARE TO BE PLACED AT 20 FT. SPACING, AND OFFSET 2 INCHES FROM THE EDGE OF THE GORE STRIPES.
- ALL, PCCP FREEWAY TO FREEWAY RAMP, PAVEMENT MARKINGS UNDER 4000 FT. ELEVATION SHALL BE PREFORMED PAVEMENT MARKING DURABLE TAPE. LANE WIDTHS ON FREEWAY TO FREEWAY RAMP SHALL BE 12 FT.

DESIGN APPROVED	ARIZONA DEPARTMENT OF TRANSPORTATION INTERMODAL TRANSPORTATION DIVISION STANDARD DRAWINGS	REV. 6/03
APPROVED FOR DISTRIBUTION <b>APPROVED</b>	PAVEMENT MARKINGS FOR FREEWAY ENTRANCE RAMP TAPERED ACCELERATION LANE	DRAWING NO. M-15