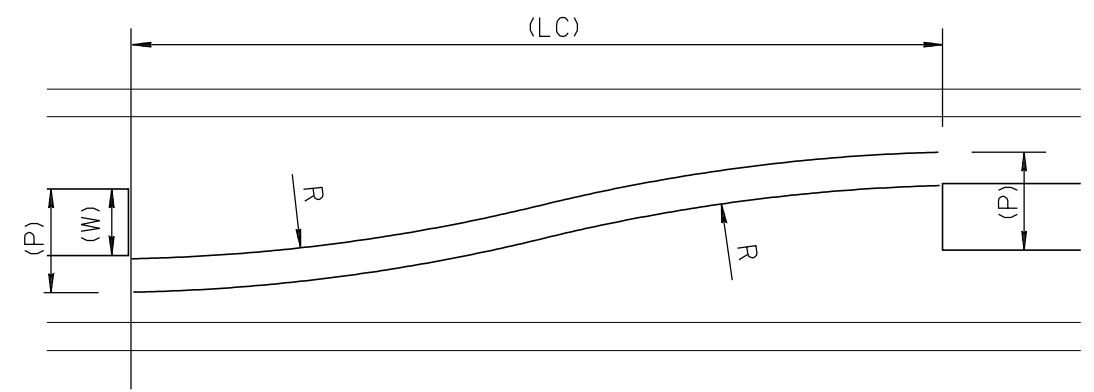


NO	DESCRIPTION OF REVISIONS	MADE BY	DATE
1	RE-ISSUE	L. LOPEZ	2/02
2			
3			
4			

DETAIL "A"

LENGTH OF CROSSOVER - LC											
WIDTH OF MEDIAN (W)	LATERAL SHIFT (P)	V	30	35	40	45	50	55	60	65	75
		D	15°	11°	8°	6°	5°	4°	3°	2.5°	1.8°
		R	382	521	716	955	1146	1433	1910	2292	3182
20	32		219	256	301	348	382	427	493	541	638
30	42		260	293	344	398	437	489	565	619	730
40	52		277	325	382	443	485	543	628	688	812
50	62		301	354	417	483	529	593	685	751	886
60	72		324	381	448	519	570	638	738	809	954
70	82		344	405	478	554	608	681	787	863	1018
80	92		363	428	505	586	643	720	833	914	1078
90	102		381	450	531	616	676	758	877	962	1135
100	112		398	470	555	644	708	793	918	1007	1188
110	122		414	489	578	672	738	827	958	1050	1240
120	132		429	508	601	698	767	860	995	1092	1289



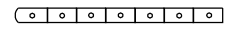
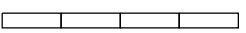



KEY:

- V = SPEED OF TRAFFIC ENTERING CURVE
- D = DEGREE OF CURVE
- R = RADIUS OF CURVE
- P = LATERAL SHIFT - TOTAL LATERAL MOVEMENT THROUGH CROSSOVER OR REVERSE CURVE
- W = WIDTH OF MEDIAN

NOTES:

1. THE RADII OF THE CURVES SHOWN IN DETAIL "A" TABLES ARE MAXIMUMS ALLOWED FOR THE SPEED (V) INDICATED WITH A STANDARD 2% CROSS SLOPE.
2. AT THOSE LOCATIONS WHERE THE LENGTH (LC) MUST BE RESTRICTED TO LESS THAN THAT SHOWN IN TABLE, A TANGENT SECTION MAY BE NEEDED TO CONNECT THE CURVES.
3. THE LENGTH OF TCB NEEDED FOR EACH CROSSOVER IS EQUAL TO THE LC PLUS 300 FEET (MIN.).
4. THE PLACEMENT DRAWINGS DO NOT SHOW THE TCB DELINEATION OR RPM'S REQUIRED (SEE OTHER STANDARDS).
5. THE DRAWINGS DO NOT SHOW THE REQUIRED ADVANCE SIGNING, ARROW BOARDS, ETC. WHICH ARE REQUIRED.
6. ALL EXISTING PAVEMENT MARKINGS WITHIN THE CROSSOVER LENGTH SHALL BE REMOVED OR OBLITERATED EXCEPT FOR THE RIGHT SIDE EDGE LINE.
7. SEE STD. DWG. C-3 FOR DETAILS ON THE TEMPORARY CONCRETE BARRIER (TCB).
8. THE TCB END UNITS SHALL BE PINNED TO THE PAVEMENT BY ACCEPTABLE METHODS.
9. ALL DIMENSIONS ARE IN FEET, EXCEPT AS NOTED.

LEGEND:

-  QUADGUARD C.Z.
-  TEMPORARY CONC. BARRIER (TCB)
-  EDGE OF PAVEMENT
-  TYPE III BARRICADES
-  DIRECTION OF TRAVEL

SHEET 1 OF 2
NOT TO SCALE

DESIGN APPROVED	ARIZONA DEPARTMENT OF TRANSPORTATION INTERMODAL TRANSPORTATION DIVISION STANDARD DRAWINGS	REV.
APPROVED FOR DISTRIBUTION		2/02
MEDIAN CROSSOVER		DRAWING NO. C-4