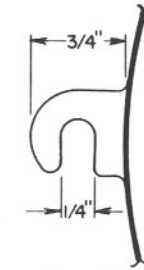
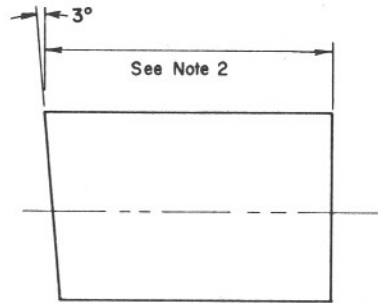
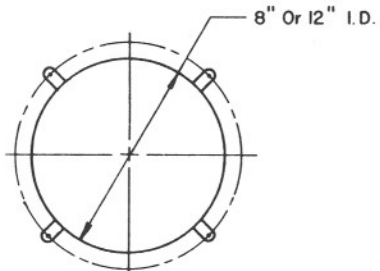


8" UNIT VISORS
TUNNEL TYPE

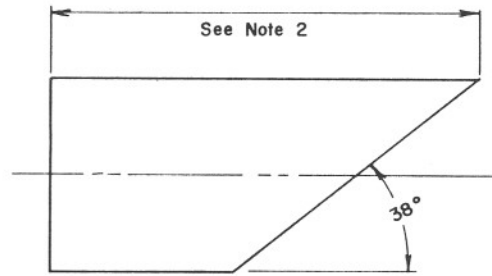


Top View

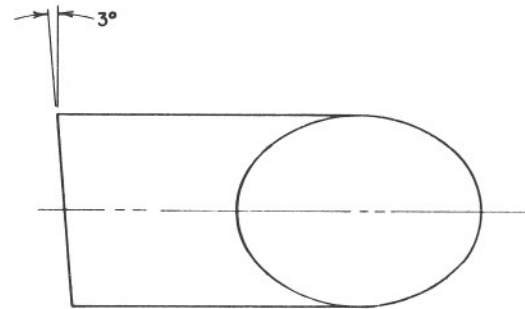
TYPICAL VISOR
ATTACHING TAB



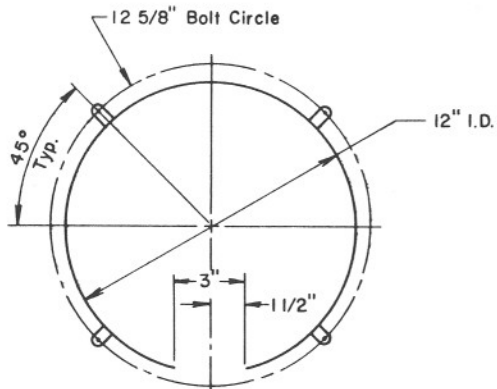
ANGLE VISOR
LEFT SHOWN- RIGHT OPPOSITE



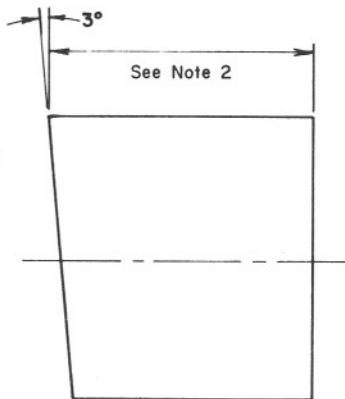
Top View



Side View



12" UNIT VISOR
TUNNEL TYPE



NOTES:

1. All materials and construction shall conform to the requirements of the Specifications.
2. Visors shall be 11"-12" long, unless specified otherwise.
3. The visor shall be attached to the signal housing either with tabs as shown or with the visor projecting inside the signal housing along the edge of the signal lens and secured in place with four screws tapped into the signal housing.

DESIGN APPROVED <i>Carl B. Brown</i> 7/24/85	STATE OF ARIZONA DEPARTMENT OF TRANSPORTATION DIVISION OF HIGHWAYS STANDARD DRAWINGS	REV.
APPROVED FOR DISTRIBUTION <i>R. J. [Signature]</i>	VISORS FOR 8" AND 12" SIGNALS	DRAWING NO. T.S. 8-2