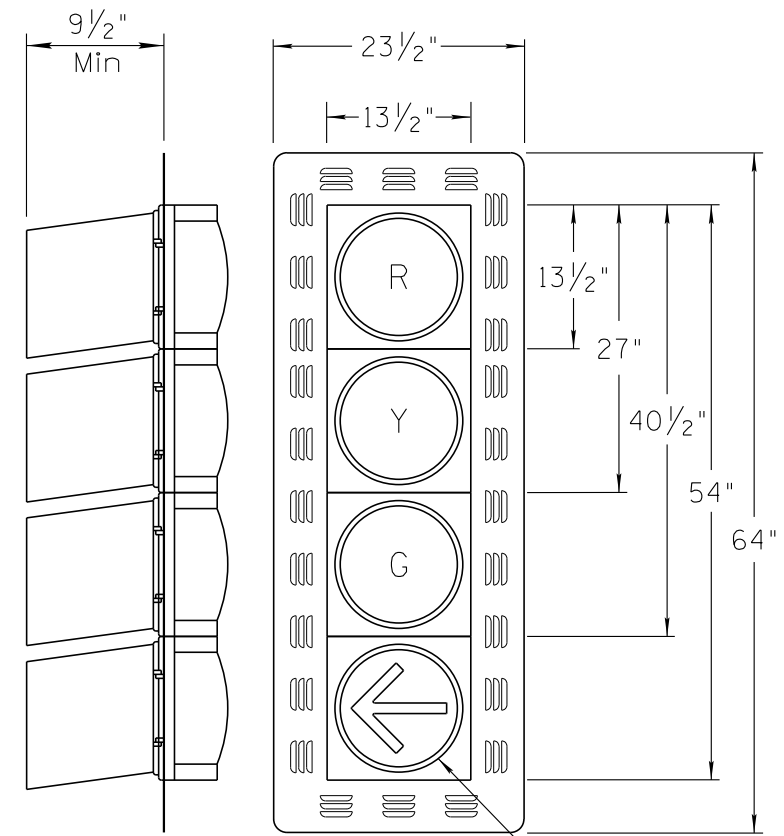
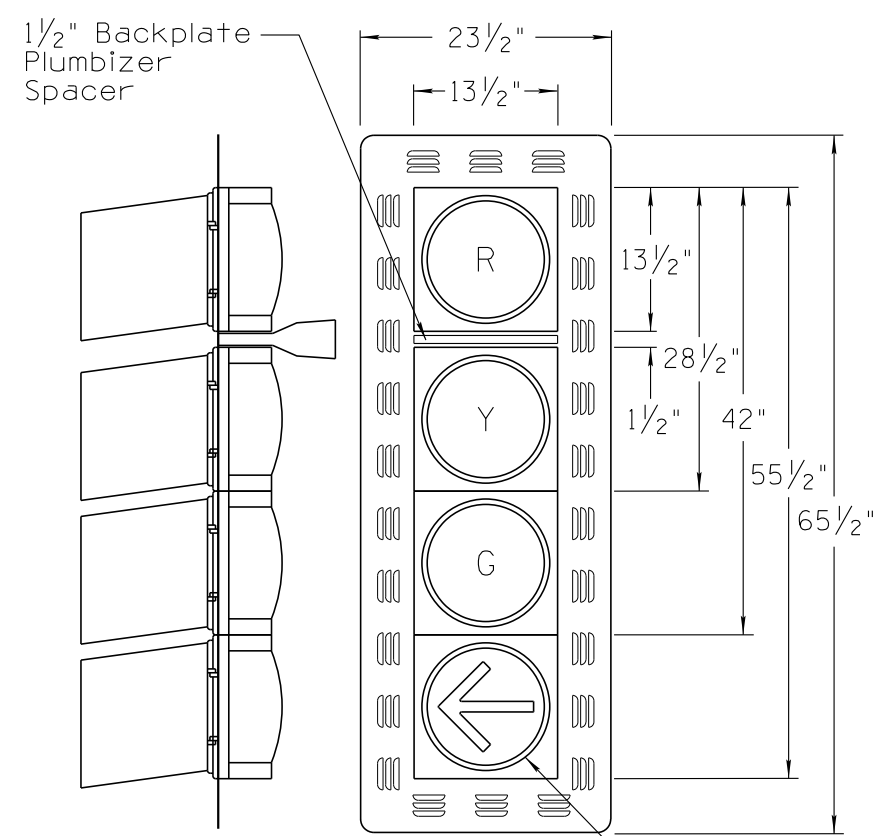


Note to Designer:  
 The information presented in this Standard Drawing has been prepared in accordance with recognized engineering principles and is for general use. It should not be used for specific application without competent professional examination and verification of its suitability and applicability by a licensed professional engineer. Contents within the inner border line shall not be altered.

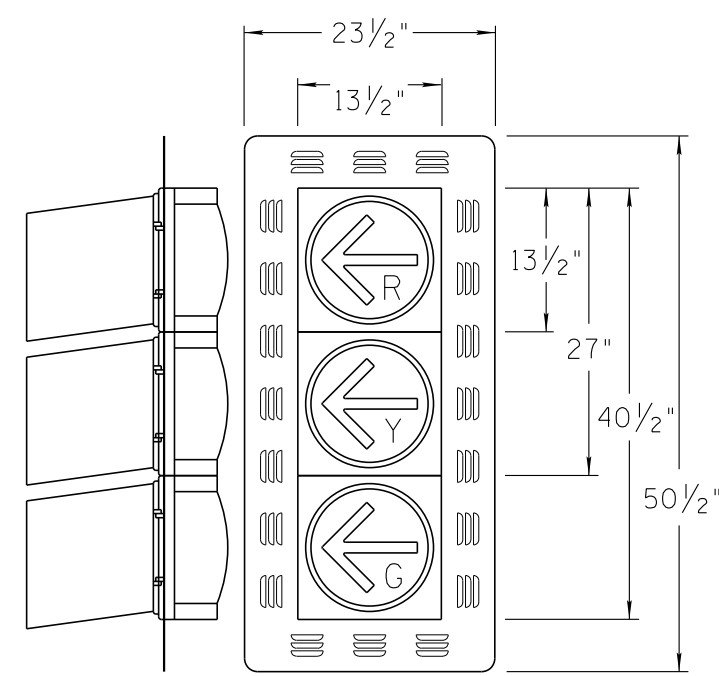
PRIOR DISTRIBUTION DATE 01/2012



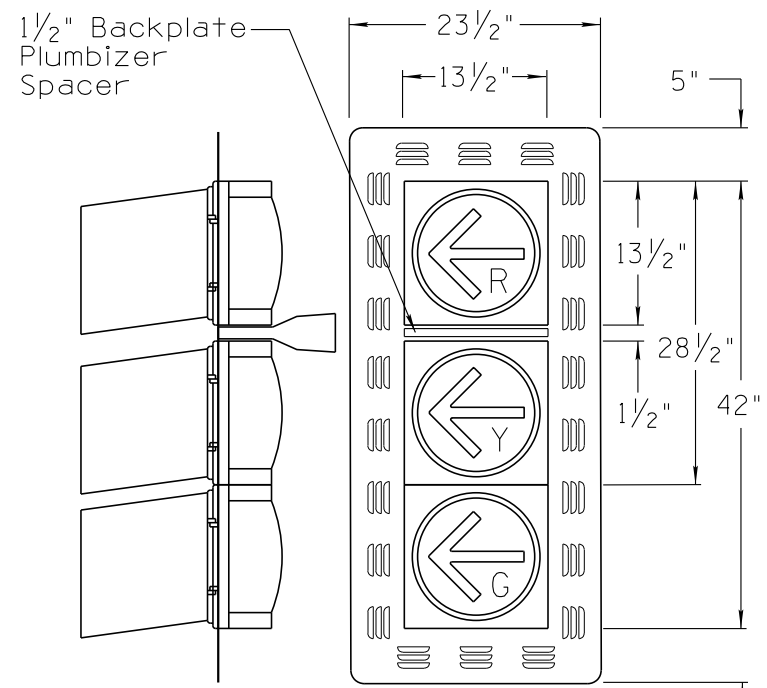
TYPE "G" — See Note 2



TYPE "G" (With Plumbizer) — See Note 2



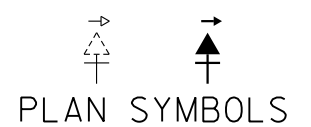
TYPE "R"



TYPE "R" (With Plumbizer)

**NOTES:**

1. Type R and G signal face indications shall be 12-inch.
2. The type G signal face assemblies can also be used with combination (dual display or bi-modal) yellow and green arrow indications.
3. Variations between manufacturers are allowable if function and mounts remain interchangeable.
4. See plans for arrow orientation.
5. Plumbizer location can be changed to meet vertical clearances. (e.g. between the yellow and green sections or the green and arrow sections).



SEE NOTES ON T.S. 8-0

STANDARDS ENGINEER <b>H. LUNA</b>	ARIZONA DEPARTMENT OF TRANSPORTATION INFRASTRUCTURE DELIVERY AND OPERATIONS DIVISION <b>TRAFFIC SIGNAL &amp; LIGHTING</b> STANDARD DRAWING	DRAWING NO.
RECOMMENDED FOR APPROVAL GROUP MANAGER <b>M. HANNA</b>		T.S. 8-2 (1 of 1)
APPROVED	VEHICLE TRAFFIC SIGNAL FACE ASSEMBLY	
STANDARDS COMMITTEE APPROVED FOR DISTRIBUTION	DATE 08/2019	