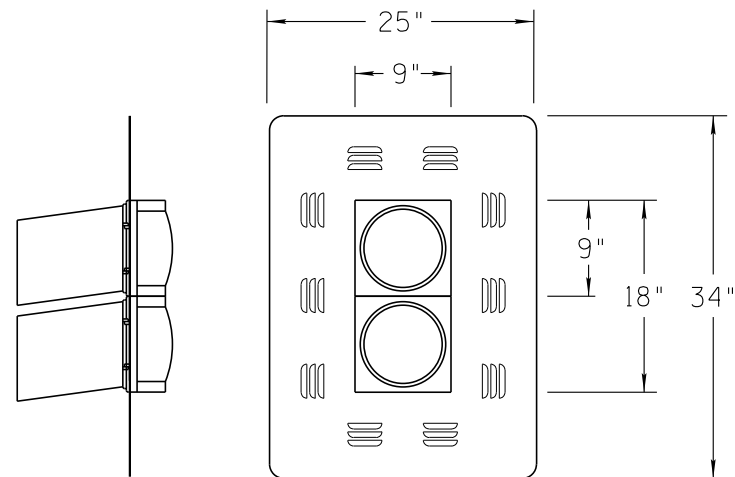
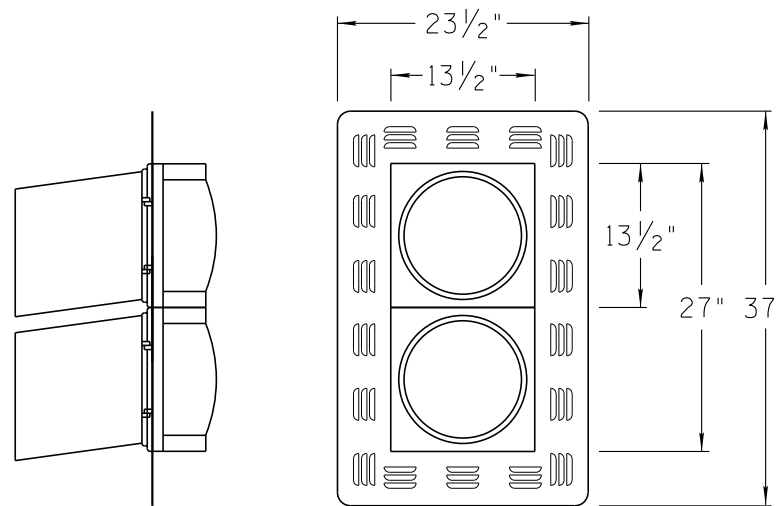


Note to Designer: The information presented in this Standard Drawing has been prepared in accordance with recognized engineering principles and is for general use. It should not be used for specific application without competent professional examination and verification of its suitability and applicability by a licensed professional engineer. Comments within the inner border line shall not be altered.



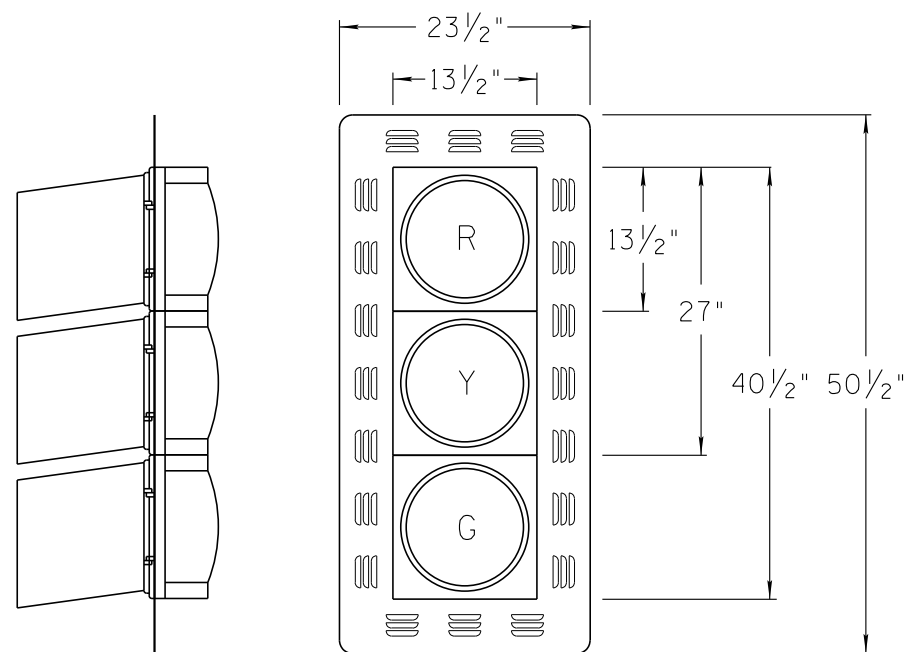
TYPE "B"
 (Indication Color Varies, See Plans)



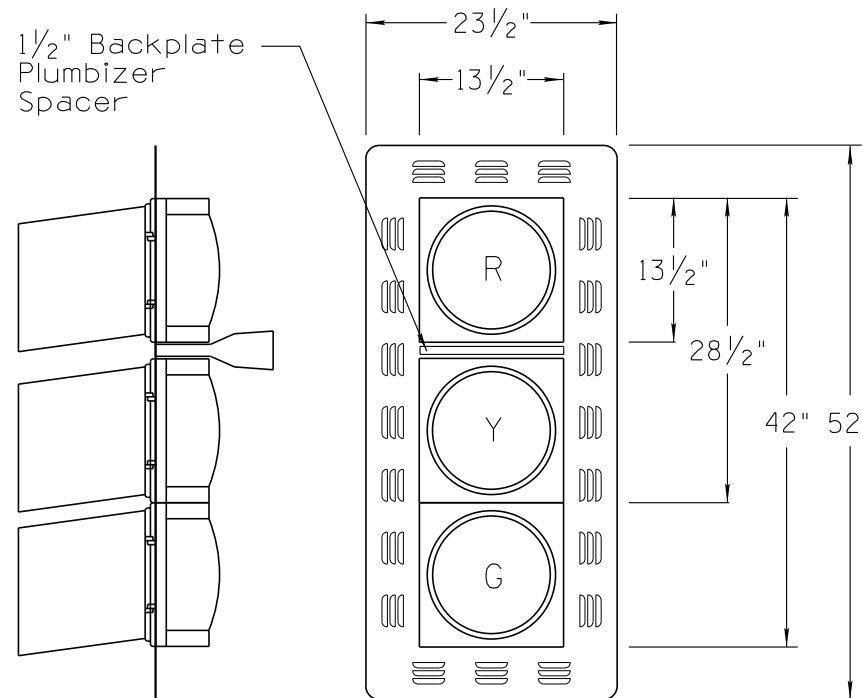
TYPE "E"
 (Indication Color Varies, See Plans)

NOTES:

1. Type B signal face shall be 8-Inch Indications. All others shall be 12-inch indications.
2. 8- inch signal face indications shall normally only be used for flashers and ramp meters.
3. Variations between manufacturers are allowable if function and mountings remain interchangeable.
4. Ramp metering assemblies may be requested to have "tattle tell lights" See project plans or special provisions for details.
5. See T.S. 8-5 for flashing beacon signal face assemblies.
6. Plumbizer location can be changed to meet vertical clearances. (e.g. between the yellow and green section).



TYPE "F"



TYPE "F"
 (With Plumbizer)

SEE NOTES ON T.S. 8-0

↑
 ↑
 PLAN SYMBOLS

STANDARDS ENGINEER H. LUNA	ARIZONA DEPARTMENT OF TRANSPORTATION INFRASTRUCTURE DELIVERY AND OPERATIONS DIVISION TRAFFIC SIGNAL & LIGHTING STANDARD DRAWING	
RECOMMENDED FOR APPROVAL GROUP MANAGER M. HANNA	VEHICLE TRAFFIC SIGNAL FACE ASSEMBLY	DRAWING NO. T.S. 8-1 (1 of 1)
APPROVED STANDARDS COMMITTEE APPROVED FOR DISTRIBUTION		DATE 08/2019