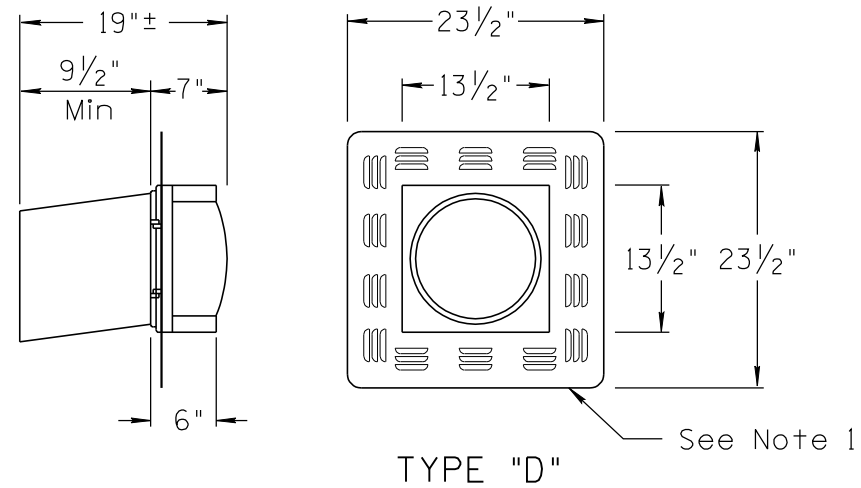
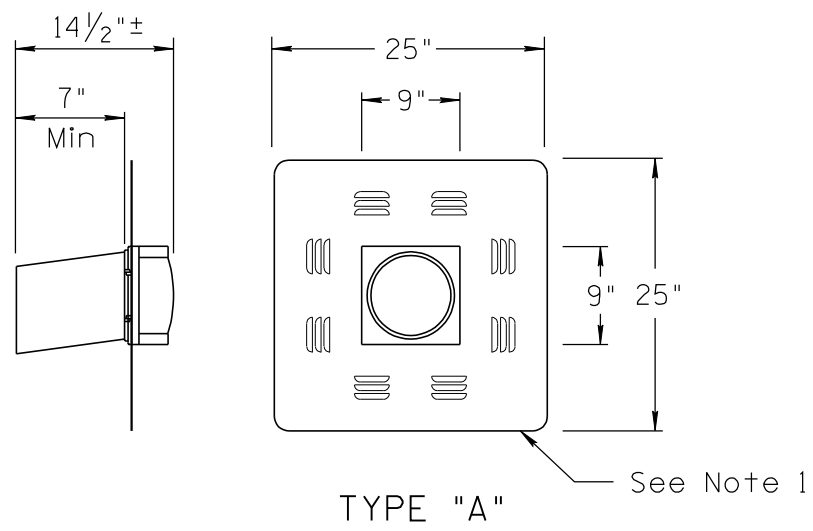
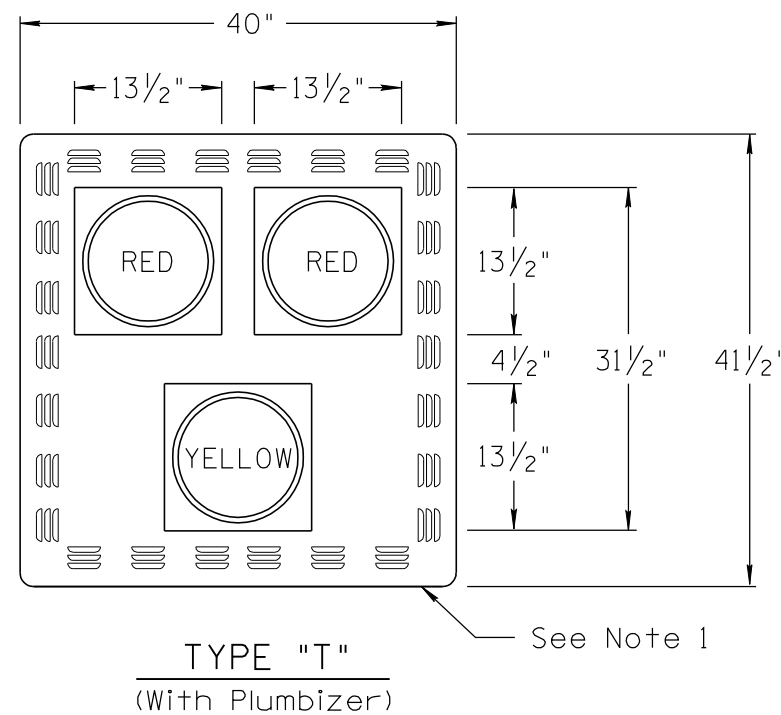
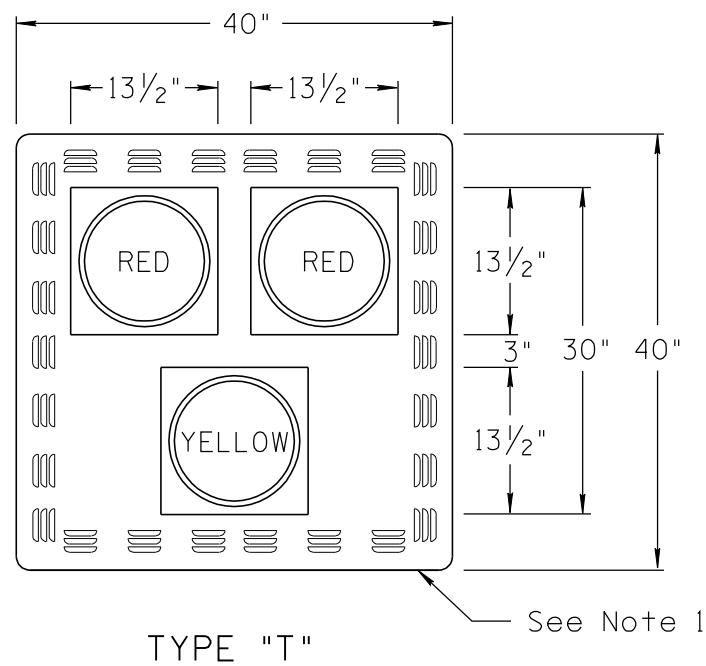


NO.	DESCRIPTION OF REVISIONS	DATE	MADE BY
1	2012 ORIGINAL ISSUE - NEW DRAWING	01/12	C. COLE
2			
3			
4			



**NOTES:**

1. When used as a flashing beacon signal that is not on continuously the backplate shall include a continuous 2" fluorescent yellow prismatic ASTM D4956 Type VIII, IX or XI retroreflective border around the entire perimeter of the backplate. The retroreflective tape shall not be placed over any louver.
2. Variations between manufacturers are allowable if function and mounting remains interchangeable.
3. The type "T" assembly is intended to be used with a pedestrian hybrid beacon (PHB) (or HAWK).



SEE NOTES ON T.S. 8-0



DESIGN APPROVED	ARIZONA DEPARTMENT OF TRANSPORTATION INTERMODAL TRANSPORTATION DIVISION TRAFFIC SIGNALS AND LIGHTING STANDARD DRAWINGS	REVISION
<b>SIGNATURE</b>		01/12
APPROVED FOR DISTRIBUTION	FLASHING BEACON SIGNAL FACE ASSEMBLY	DRAWING NO.
<b>ON FILE</b>		T.S. 8-5
		SHEET NO.
		1 OF 1

NOT TO SCALE