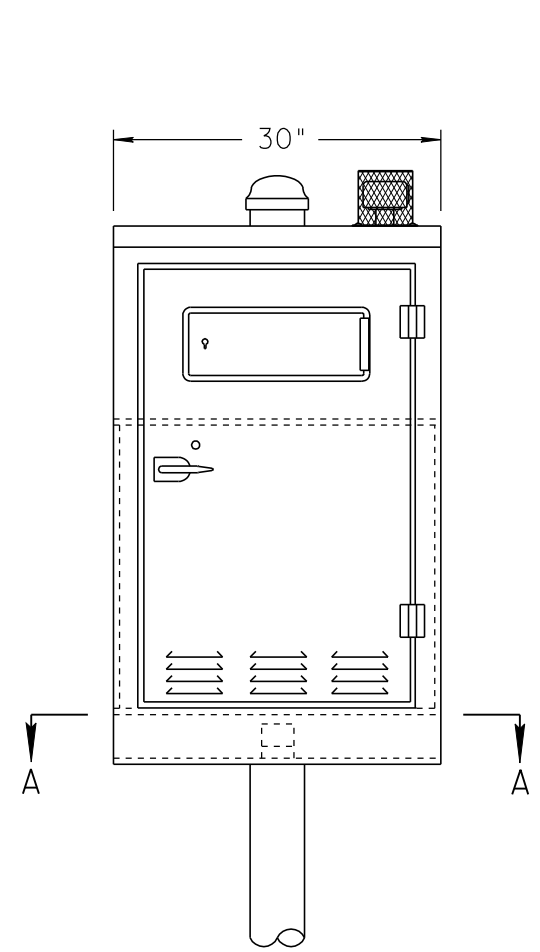
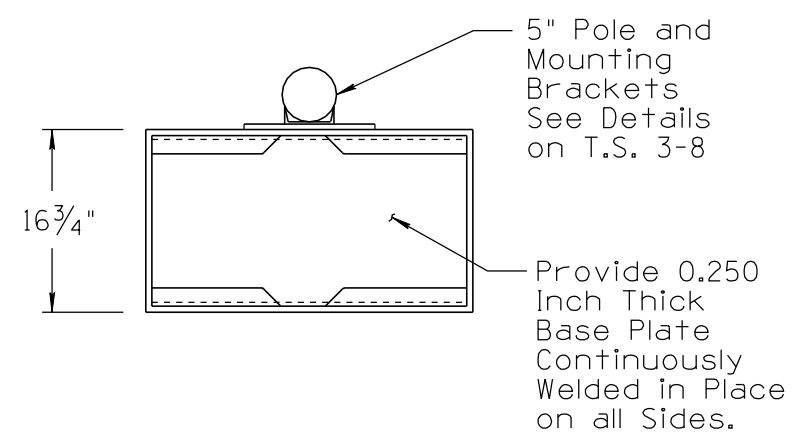


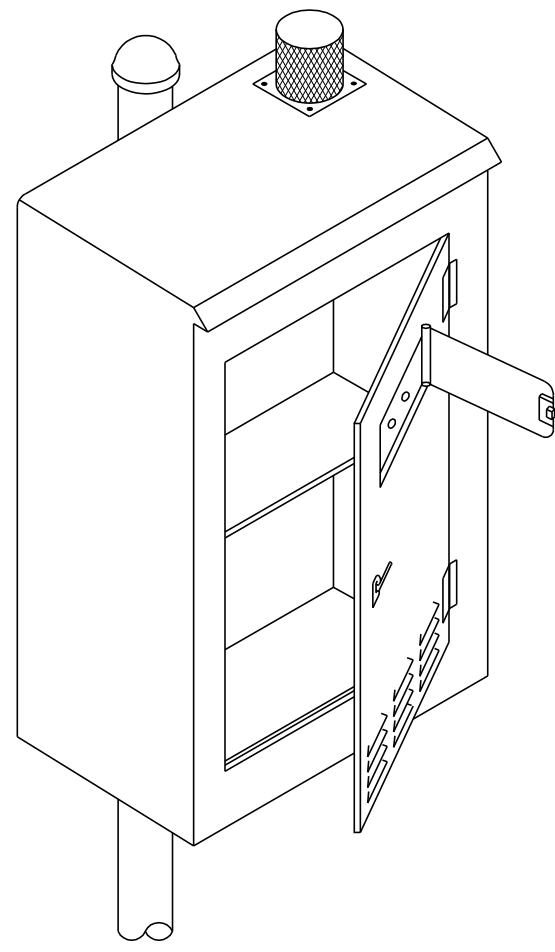
DATE
MADE BY
DESCRIPTION OF REVISIONS
NO. 3 4
DATE 03/10
MADE BY C. COLE
DESCRIPTION OF REVISIONS
NO. 1 2
2010 EDITION



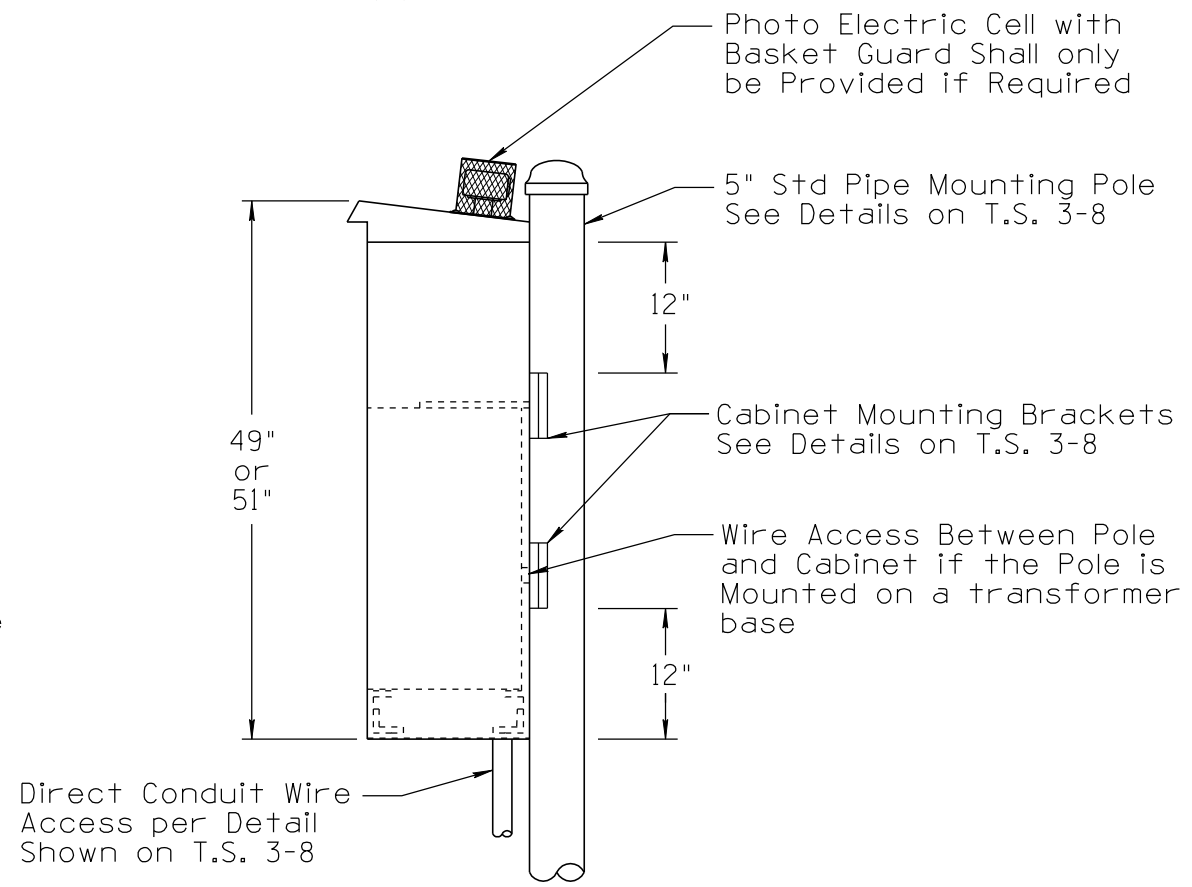
FRONT VIEW



SECTION A-A



RIGHT SIDE VIEW



NOTES:

1. Gasketing shall be provided on all doors and openings to provide a weather type seal that is consistent with its 3R rating.
2. Use heliarc welding method for all external and internal continuous welds. Welds shall be free of cracks, blow holes and other irregularities. Make inside and outside the insides and outside edges of cabinet shall be free of burrs and provide a smooth, uniform and natural aluminum finish.
3. Provide double flanged door openings on all four (4) sides to increase strength around the openings and to provide a better seal.
4. Hinges shall be stainless steel and configured so they are vandal resistant.
5. Use an approved silicon sealer RTV type grey clear, to seal between cabinet and foundation or other openings.
6. If noted on plans the police door and compartment can be omitted, as per T.S. 6 series applications.



PLAN SYMBOL

DESIGN APPROVED	ARIZONA DEPARTMENT OF TRANSPORTATION INTERMODAL TRANSPORTATION DIVISION TRAFFIC SIGNALS AND LIGHTING STANDARD DRAWINGS	REVISION 03/10
SIGNATURE		DRAWING NO. T.S. 3-7
APPROVED FOR DISTRIBUTION	ON FILE	SHEET NO. 1 OF 1
POLE MOUNTED TYPE III CONTROL CABINET		

NOT TO SCALE