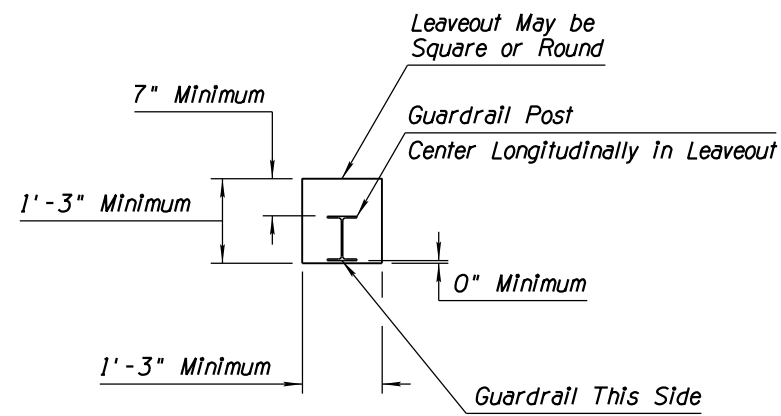
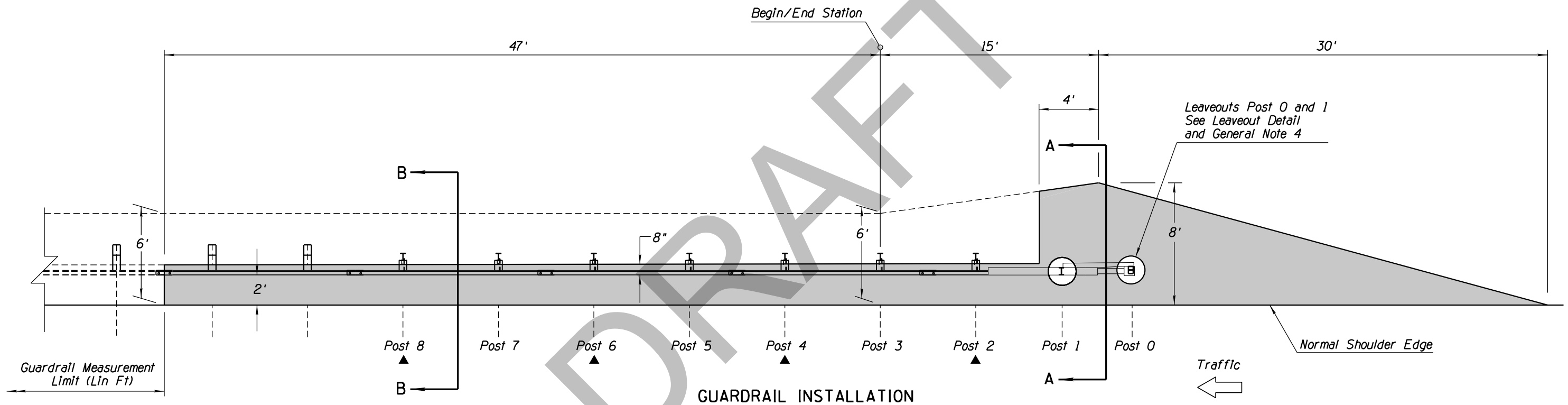


GENERAL NOTES

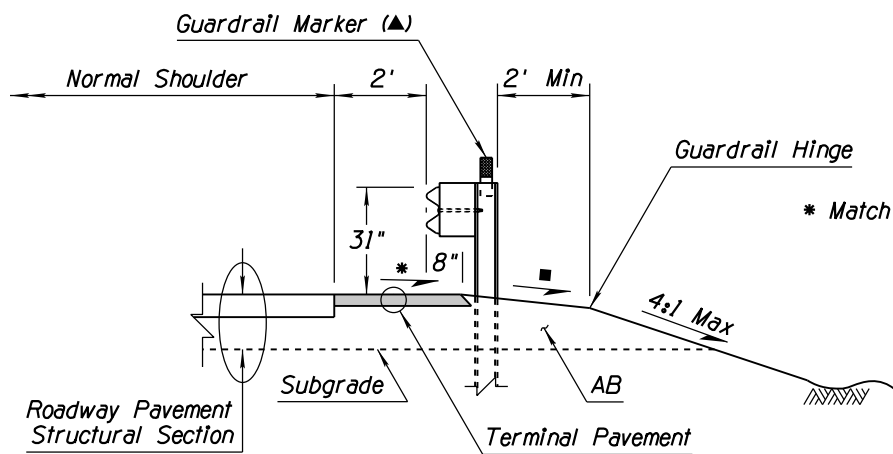
1. Use 3" of AC for terminal pavement adjacent to AC roadway pavement. Use 6" of PCCP for terminal pavement adjacent to PCCP roadway pavement.
 2. PCCP terminal pavement shall include 2" deep scored joints aligned with adjacent PCCP roadway pavement.
 3. For curbed sections, see Std Dwg C-10.77 for paving limits and additional leaveout information.
 4. Leaveouts shall be provided in the pavement around guardrail posts 0 and 1. Leaveouts shall be filled flush to top of pavement with 3" (6" max) of CLSM grout having a 28 day compressive strength between 40 and 120 psi.
- ▲ Guardrail markers (delineators) shall be installed on posts 2, 4, 6, 8 and as indicated in the Standard Specifications.



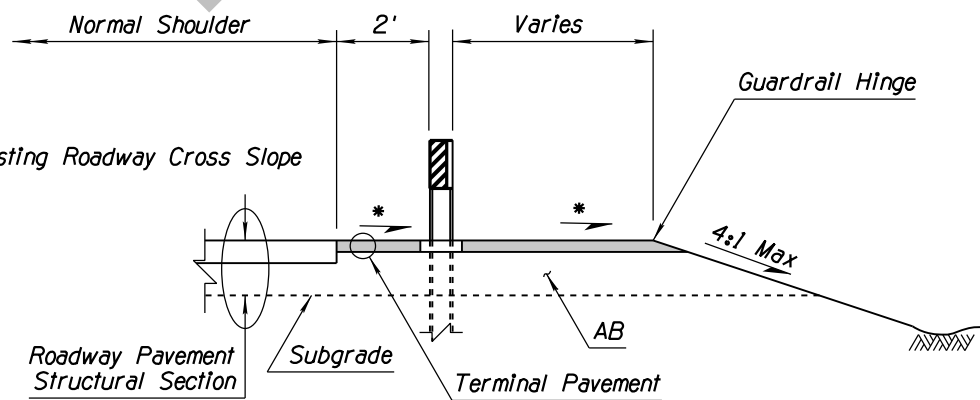
LEAVEOUT DETAIL



GUARDRAIL INSTALLATION



SECTION B - B



SECTION A - A

Note to Designer: The information presented in this Standard Drawing has been prepared in accordance with recognized engineering principles and is for general use. It should not be used for specific application without competent professional examination and verification of its suitability and applicability by a licensed professional engineer. Comments within the inner border line shall not be altered.

PRIOR DISTRIBUTION DATE

STANDARDS ENGINEER J. C. COOPER	ARIZONA DEPARTMENT OF TRANSPORTATION INFRASTRUCTURE DELIVERY AND OPERATIONS DIVISION ROADWAY GROUP STANDARD DRAWING
RECOMMENDED FOR APPROVAL GROUP MANAGER D. R. HENRY	
APPROVED STANDARDS COMMITTEE APPROVED FOR DISTRIBUTION _____ DATE _____	LAYOUT FOR SOFTSTOP TERMINAL PAD

DRAWING NO. R-10.80
Sheet 2 of 2