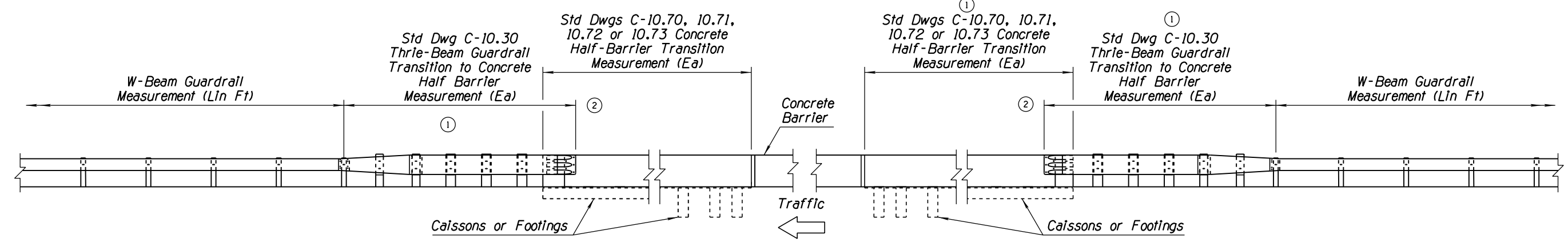
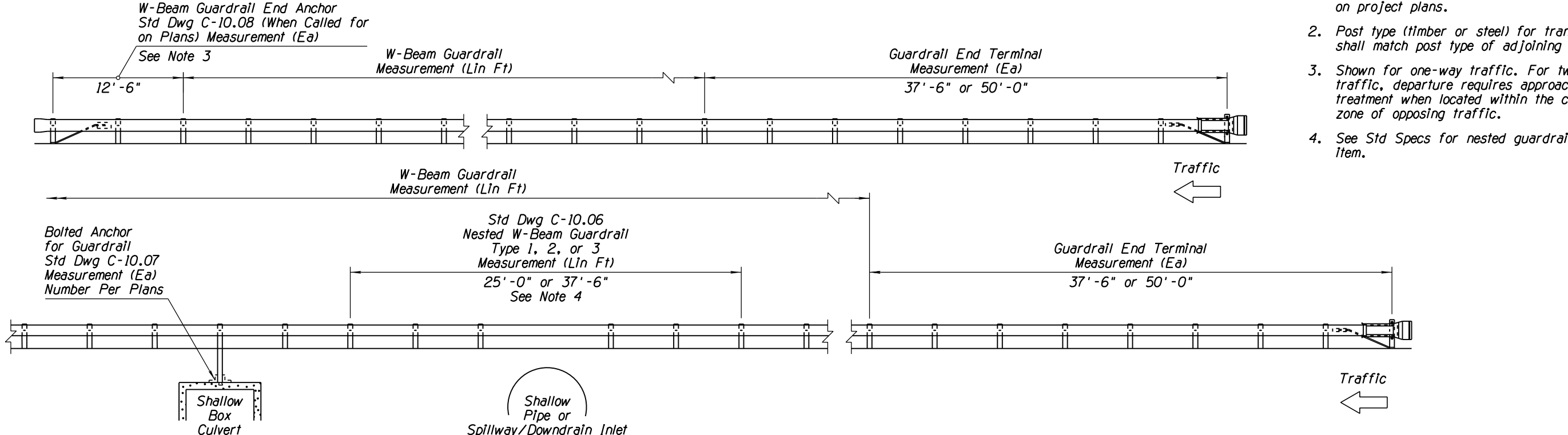


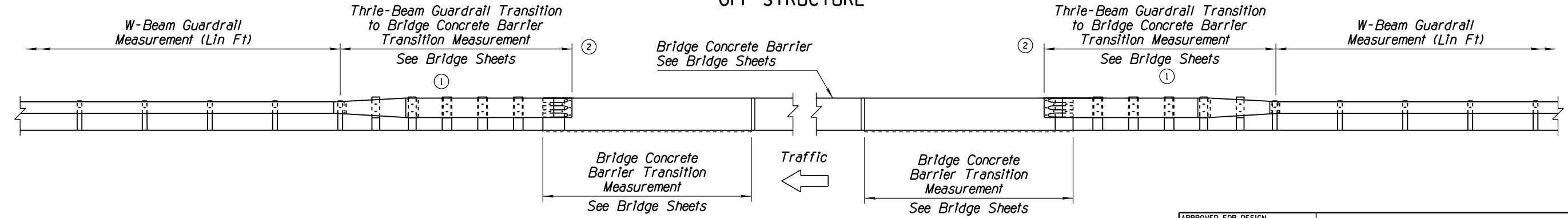
NO.	DESCRIPTION OF REVISIONS	MADE BY	DATE
1	REVISED BARRIER TRANSITION	RLF	7/05
2	REVISED SYSTEM LIMIT TO INCLUDE END SHOE	RLF	5/07
3			
4			

GENERAL NOTES

- Lengths as shown unless otherwise indicated on project plans.
- Post type (timber or steel) for transitions shall match post type of adjoining guardrail.
- Shown for one-way traffic. For two-way traffic, departure requires approach end treatment when located within the clear zone of opposing traffic.
- See Std Specs for nested guardrail pay item.



CONCRETE HALF-BARRIER TRANSITION OFF STRUCTURE



CONCRETE HALF-BARRIER TRANSITION ON STRUCTURE Concrete Barrier Transitions Constructed on Top of Wingwalls

APPROVED FOR DESIGN <i>[Signature]</i>	STATE OF ARIZONA DEPARTMENT OF TRANSPORTATION ROADWAY STANDARD DRAWINGS	REV. 5/12
APPROVED FOR DISTRIBUTION <i>[Signature]</i>	GUARDRAIL MEASUREMENT LIMITS	DRAWING NO. C-10.00