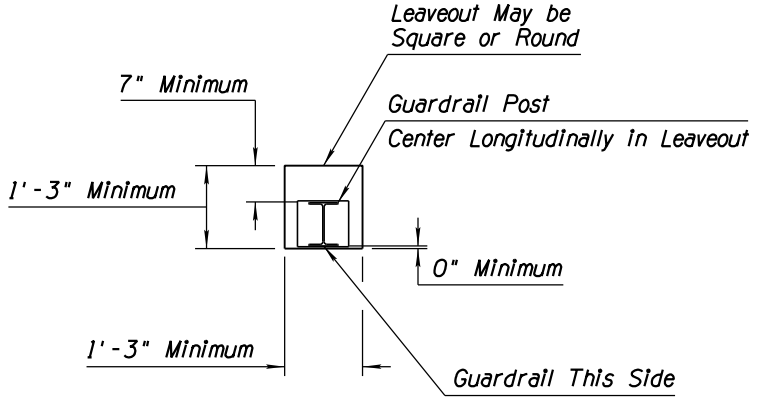
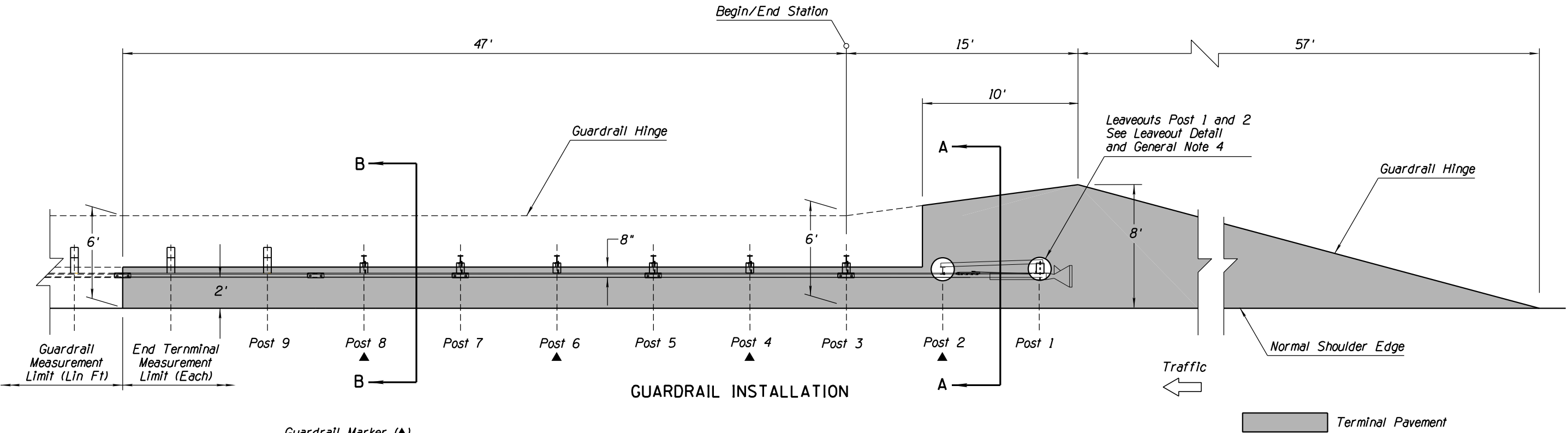


GENERAL NOTES

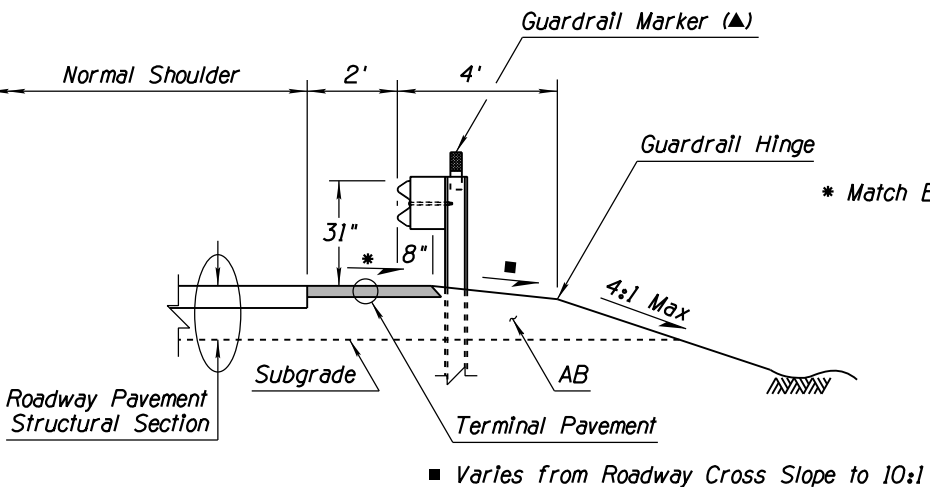
1. Use 3" of AC for terminal pavement adjacent to AC roadway pavement. Use 6" of Class B concrete for terminal pavement adjacent to PCCP roadway pavement.
 2. PCCP terminal pavement shall include 2" deep scored joints aligned with adjacent PCCP roadway pavement.
 3. This drawing shows pavement treatment for pads without curb. See Std Dwg C-10.77 for pavement treatment with curb.
 4. Leaveouts shall be provided in the pavement around guardrail posts 1 and 2. Leaveouts shall be filled flush to top of pavement with 3" of CLSM grout having a 28 day compressive strength between 40 and 120 psi.
- ▲ Guardrail markers (delineators) shall be installed on posts 2, 4, 6, 8 and as indicated in the specifications.



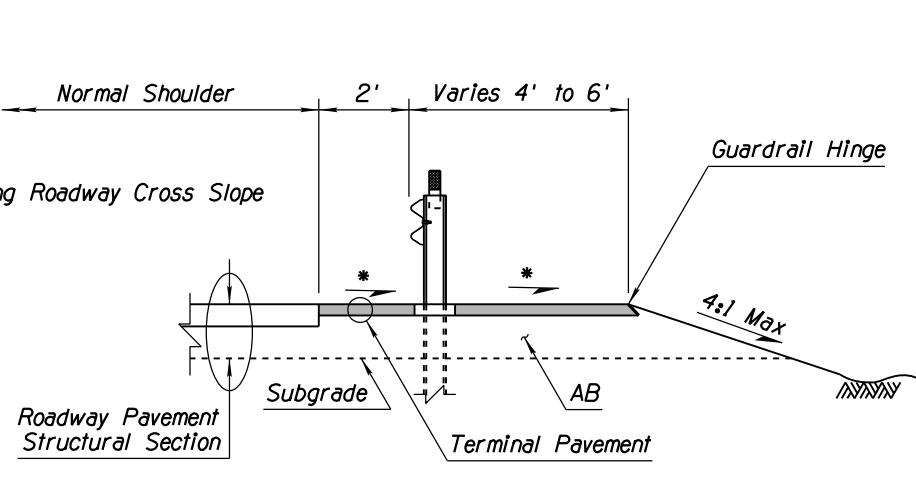
LEAVEOUT DETAIL



GUARDRAIL INSTALLATION



SECTION B - B



SECTION A - A

Note to Designer: The information presented in this Standard Drawing has been prepared in accordance with recognized engineering principles and is for general use. It should not be used for specific application without competent professional examination and verification of its suitability and applicability by a licensed professional engineer. Contents within the inner border line shall not be altered.

PRIOR DISTRIBUTION DATE

STANDARDS ENGINEER J. C. COOPER	ARIZONA DEPARTMENT OF TRANSPORTATION INFRASTRUCTURE DELIVERY AND OPERATIONS DIVISION ROADWAY GROUP STANDARD DRAWING	DRAWING NO. C-10.23
RECOMMENDED FOR APPROVAL GROUP MANAGER M. DENBLEYKER		
APPROVED	GUARDRAIL END TERMINAL PAD LAYOUT FOR SGET	Sheet 2 of 2
STANDARDS COMMITTEE APPROVED FOR DISTRIBUTION	04/21 DATE	