

NO.	DESCRIPTION OF REVISIONS	MADE BY	DATE
1	RENAMED STD FROM C-01.12 TO C-01.10, SHEET 3 OF 4	RLF	9/04
2	DELETED SANITARY SEWER (1"=20')	RLF	5/12
3	DELETED STORM DRAIN (1"=20') & (1"=50')	RLF	5/12
4			

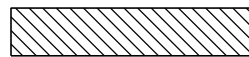
CONSTRUCTION DRAWING SYMBOLS

NEW FEATURES EXISTING FEATURES

Plan View, Bituminous Pavement -----



Plan View, Concrete Pavement -----



Plan View, Graded Surface -----



Plan View, Obliterate Pavement -----



Plan View, Wood -----



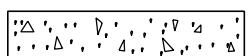
Section, Asphaltic Concrete Friction Course -----



Section, Bituminous Pavement -----



Section, Concrete -----



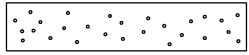
Section, Metal -----



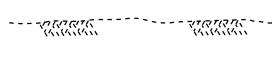
Section, Wood -----



Section, Aggregate Base -----



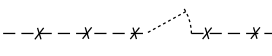
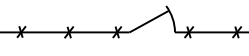
Section, Ground Line -----



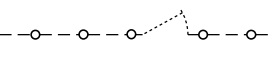
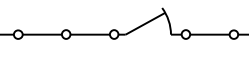
Ground Line Profile -----



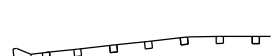
Barbed Wire Fence & Gate -----



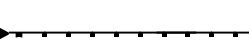
Chain Link Fence & Gate -----



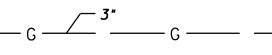
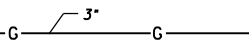
Guardrail & Flared End Terminal -----



Guardrail & Tangent End Terminal -----



Gas Line -----





Irrigation Ditch, Concrete -----





Irrigation Ditch, Earth -----



Irrigation Line (1"=20') -----




Irrigation Line (1"=100') -----



Overhead Power/Joint-Use Line -----

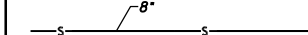


Overhead Telephone Line -----



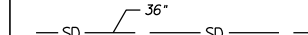
②

Sanitary Sewer (1"=100') -----



③

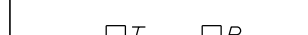
Storm Drain (1"=100') -----



Street Light and with Mast Arm -----




Telephone/Power Pedestal -----



Utility Pole with Down Guy and Anchor -----




Underground Power/Joint-Use Line -----




Underground Telephone Line -----



Water/Gas Meter Box -----



Water/Gas Valve -----



APPROVED FOR DESIGN

[Signature]

APPROVED FOR DISTRIBUTION

[Signature]

STATE OF ARIZONA
DEPARTMENT OF TRANSPORTATION
ROADWAY STANDARD DRAWINGS

REV.

5/12

SYMBOL LEGEND

DRAWING NO.

C-01.10
Sheet 3 of 4