

Arizona State Transportation Board Financial Report

Presentation by: Kristine Ward, CFO

December 20, 2024

Revenue Report:

Highway User Revenue Fund (HURF)



GAS TAX

Nov: -3.3%, strong decline

FY 2025: -1.1%, strong decline

DIESEL TAX

Nov: 7.5%, moderate growth

FY 2025: 10.1%, strong growth

VLT

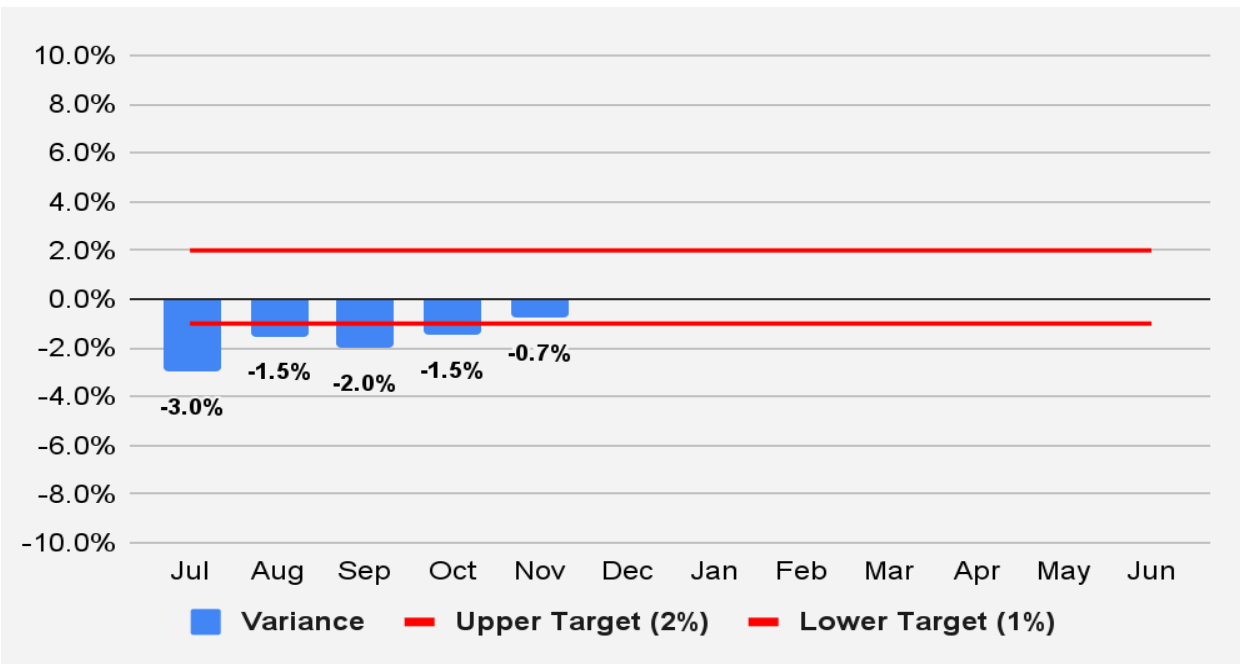
Nov: 11.8%, strong growth

FY 2025: 6.3%, moderate growth

REGISTRATION

Nov: 5.0%, moderate growth

FY 2025: -1.1%, strong decline



Highway User Revenue Fund (HURF): Revenue Forecast vs. Actual

Revenue Category	November				
	FY 2024 Actual	FY 2025 Actual	FY 2024- FY 2025 % Chg	FY 2025 Forecast	FY 2025 % Diff from Forecast
Gas Tax	\$46,980	\$45,416	-3.3%	\$47,360	-4.1%
Use Fuel	20,367	21,898	7.5%	21,180	3.4%
Vehicle License Tax	47,182	52,743	11.8%	48,130	9.6%
Smart & Safe AZ	0	0	-	0	-
Motor Carrier	4,102	4,254	3.7%	4,270	-0.4%
Registration	17,567	18,440	5.0%	18,510	-0.4%
Other	3,970	4,088	3.0%	4,120	-0.8%
Total	\$140,169	\$146,840	4.8%	\$143,570	2.3%

Revenue Report:

Regional Area Road Fund (RARF)



RETAIL SALES

Oct: 2.0%, moderate growth

FY 2025: 1.0%, moderate growth

CONTRACTING

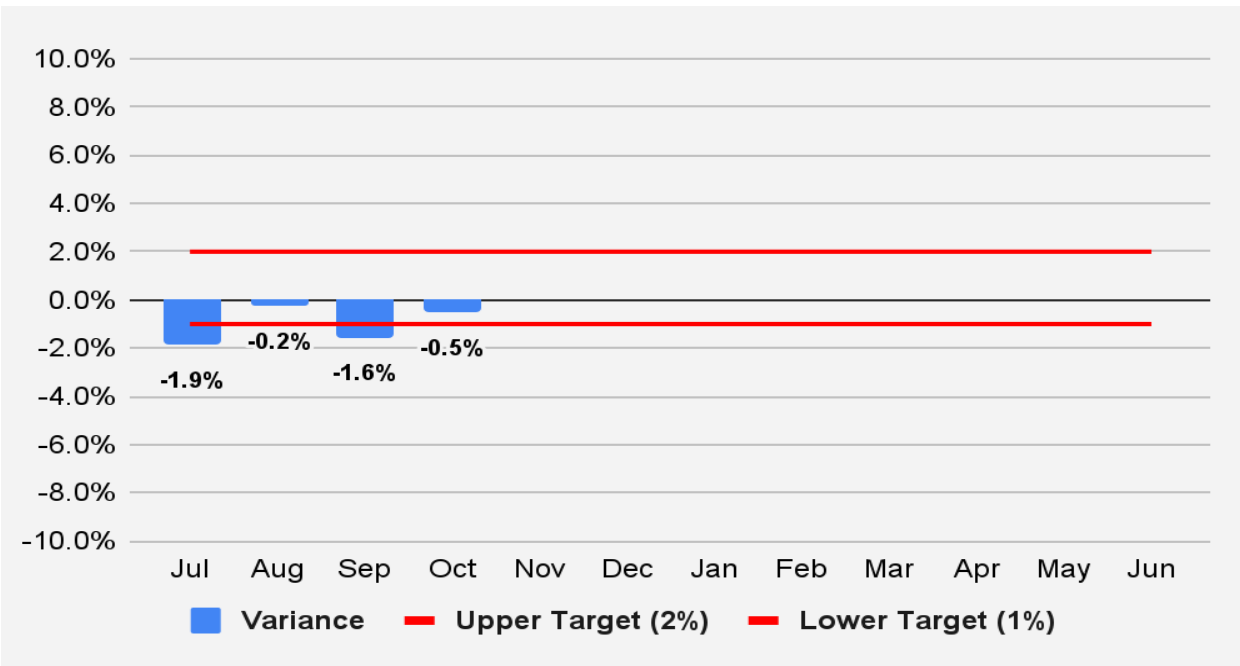
Oct: 14.4%, moderate growth

FY 2025: -1.4%, moderate decline

RESTAURANT & BAR

Oct: 2.3%, moderate growth

FY 2025: 1.1%, moderate growth



Regional Area Road Fund (RARF): Revenue Forecast vs. Actual

Revenue Category	October				
	FY 2024 Actual	FY 2025 Actual	FY 2024- FY 2025 % Chg	FY 2025 Forecast	FY 2025 % Diff from Forecast
Retail Sales	\$32,649	\$33,308	2.0%	\$33,300	0.0%
Contracting	7,542	8,629	14.4%	7,840	10.1%
Utilities	4,448	5,050	13.5%	4,560	10.7%
Restaurant & Bar	6,201	6,344	2.3%	6,320	0.4%
Rental of Real Property	5,395	6,066	12.4%	5,550	9.3%
Rental of Personal Property	2,358	2,525	7.1%	2,430	3.9%
Other	3,419	1,528	-55.3%	1,840	-17.0%
Total	\$62,011	\$63,450	2.3%	\$61,840	2.6%

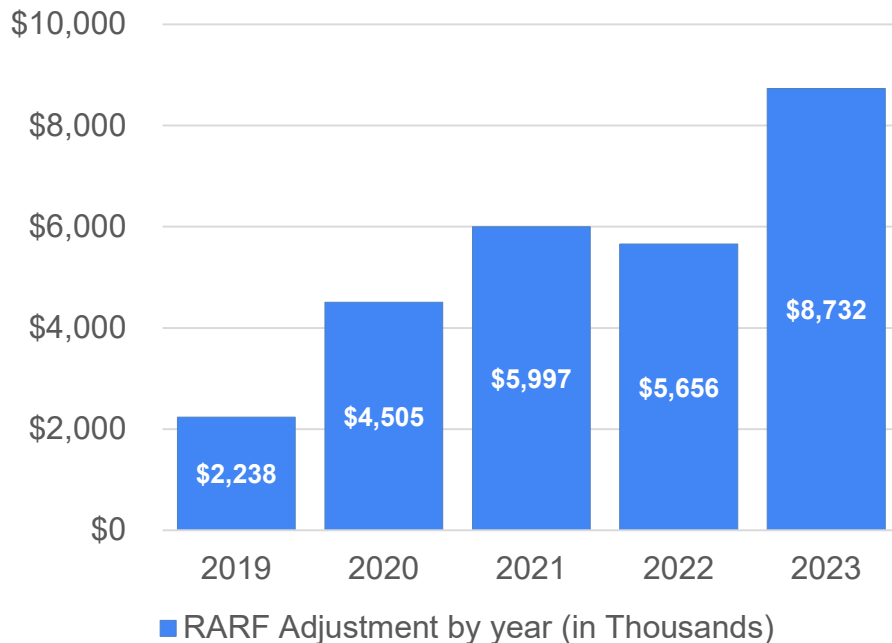
RARF Adjustments

- **Types of Adjustments:**

- Amended returns
- Audits
- Collection cases
- Refund requests

- **Categorization of Adjustments:**

- Specific revenue categories
- “Other” revenue category
 - Adjustments covering multiple periods
 - Adjustments covering multiple categories
 - Adjustments that would disclose confidential



Additional Updates

- **Federal Aid Program**



- **Debt Financing Program**

- HURF Capacity
- RARF Capacity

- **Cash Management**

