

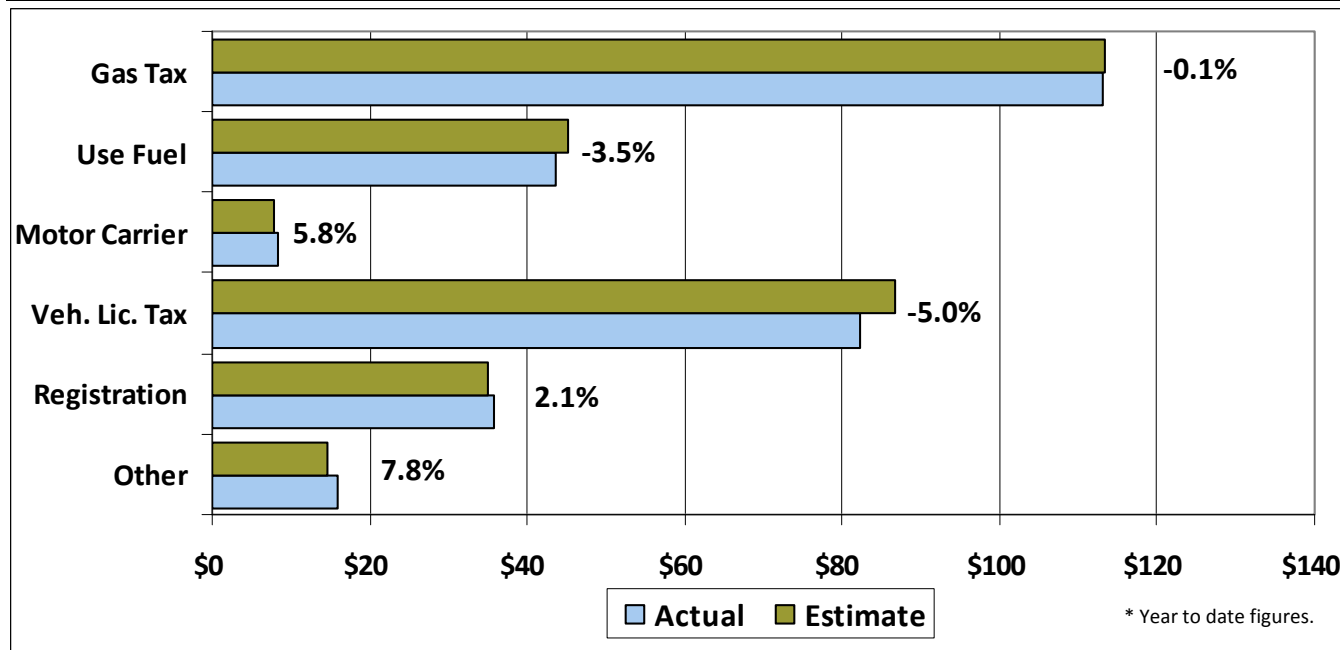
HIGHWAY USER REVENUE FUND

CURRENT REVENUE TRENDS

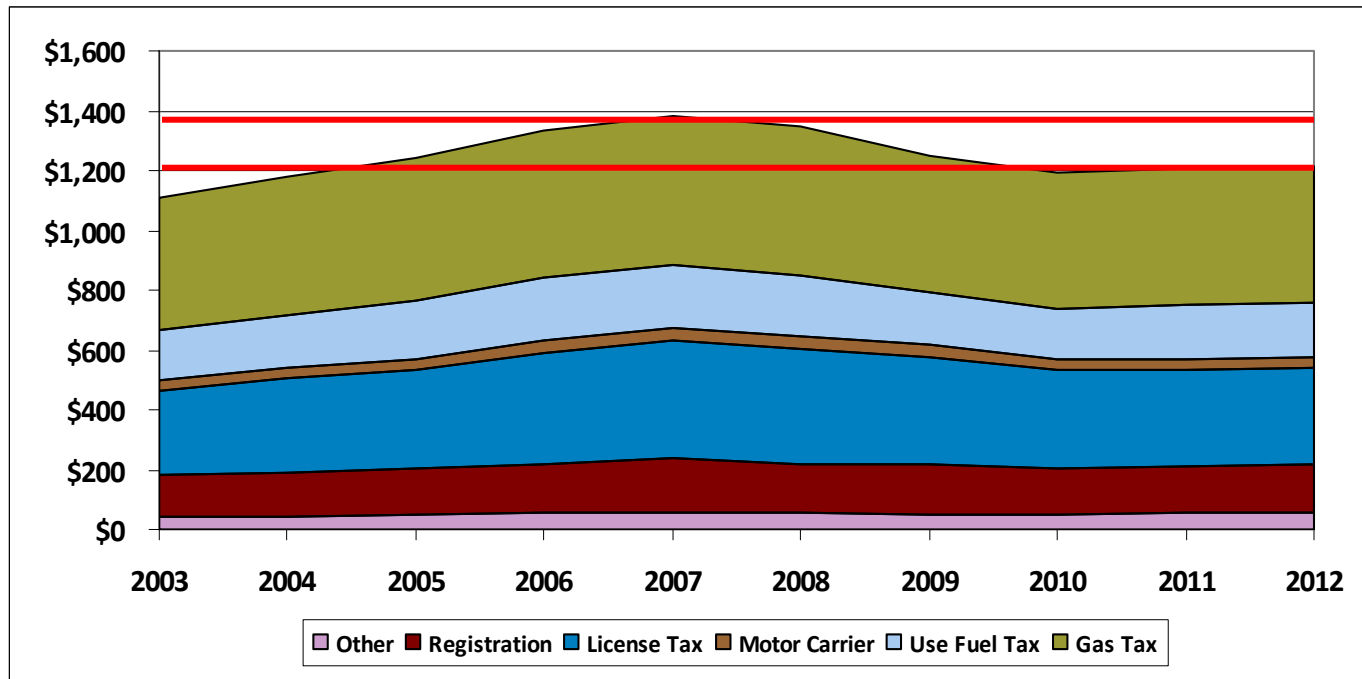
SEPTEMBER 2012

(DOLLARS IN MILLIONS)

September			Year-To-Date		
FY 2012 Act.	FY 2013 Act.	Change	FY 2012 Act.	FY 2013 Act.	Change
\$99.8	\$100.3	0.5%	\$298.4	\$299.0	0.2%
FY 2013 Act.	FY 2013 Est.	Change	FY 2013 Act.	FY 2013 Est.	Change
\$100.3	\$102.7	-2.3%	\$299.0	\$302.8	-1.2%



HIGHWAY USER REVENUE FUND HISTORICAL REVENUE TRENDS BY CATEGORY SEPTEMBER 2012 (DOLLARS IN MILLIONS)

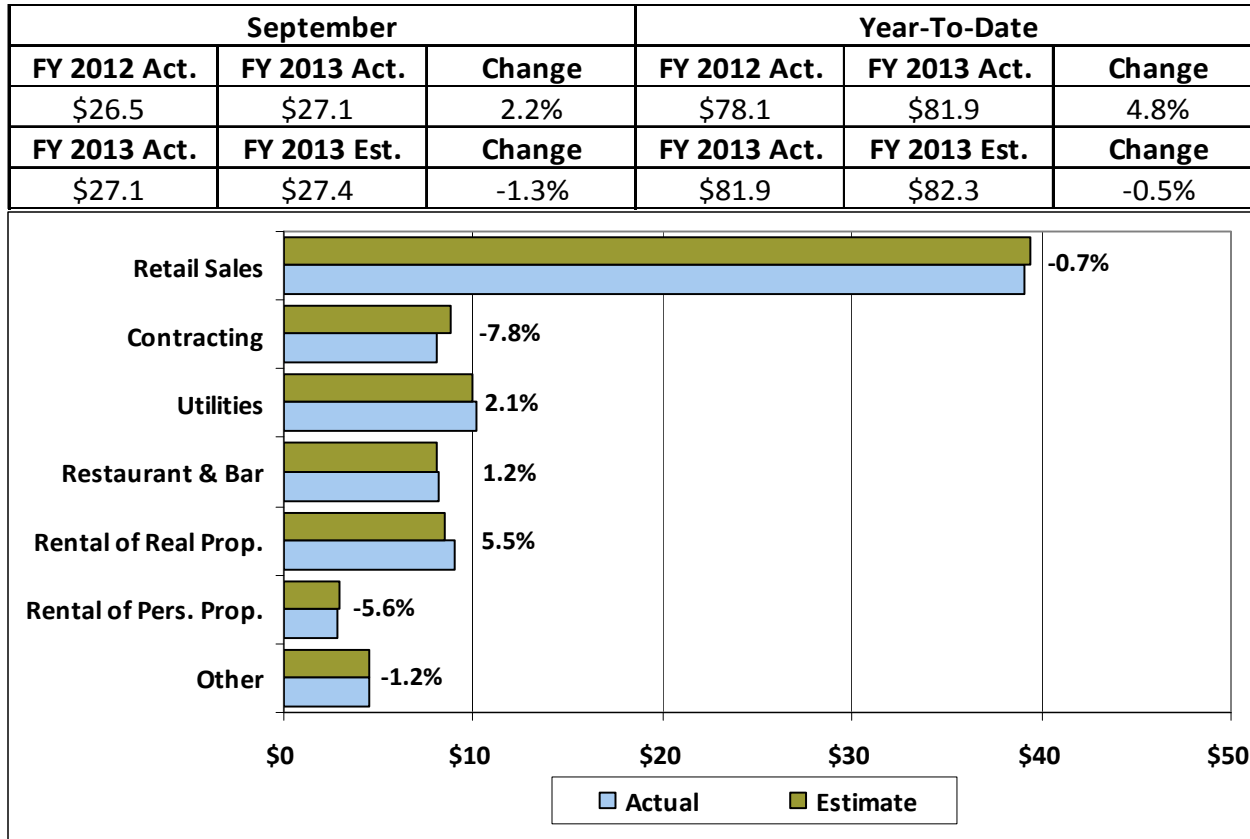


MARICOPA TRANSPORTATION EXCISE TAX

CURRENT REVENUE TRENDS

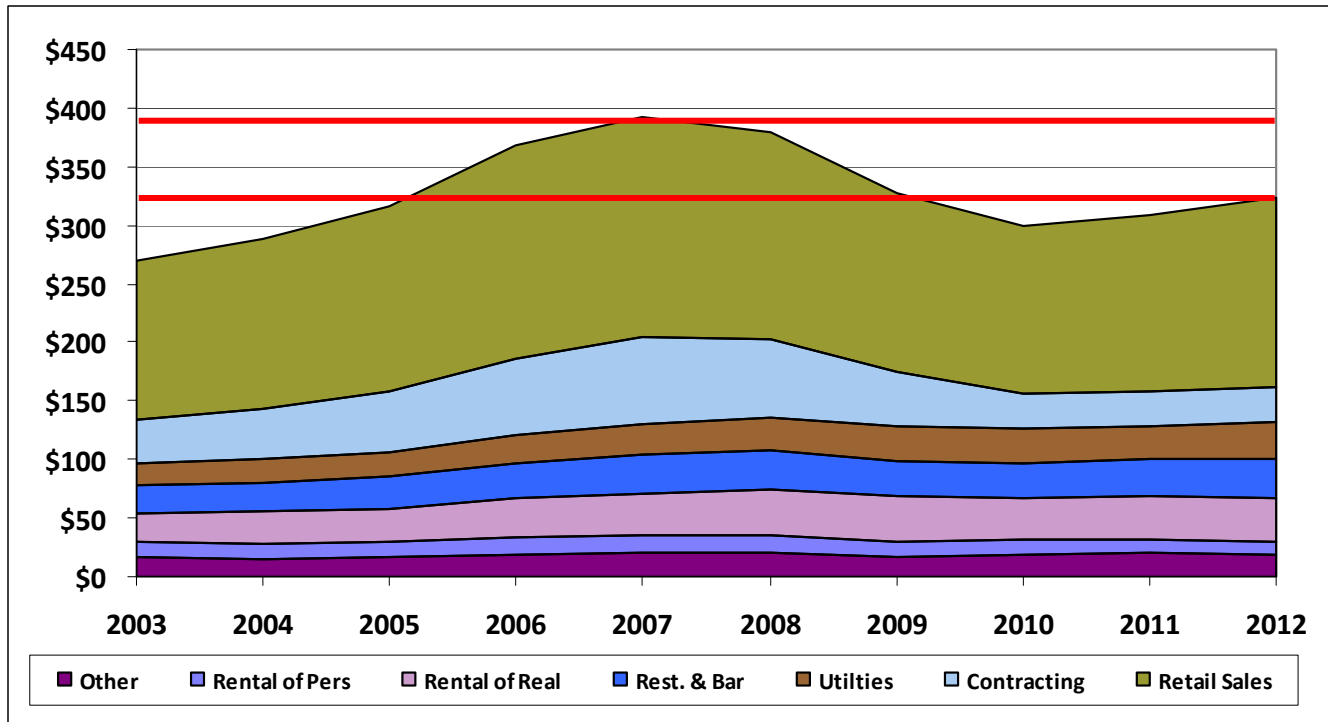
SEPTEMBER 2012

(DOLLARS IN MILLIONS)



MARICOPA COUNTY TRANSPORTATION EXCISE TAX HISTORICAL REVENUE TRENDS BY CATEGORY

SEPTEMBER 2012
(DOLLARS IN MILLIONS)



AVIATION FUND
QUARTERLY REVENUE TRENDS
SEPTEMBER 2012
(DOLLARS IN THOUSANDS)

	<u>FY 2012 Actual</u>	<u>FY 2013 Actual</u>	<u>Change</u>	<u>FY 2013^{/1} Estimate</u>	<u>Change</u>
First Quarter	\$1,720	\$2,278	32.4%	\$1,101	106.9%
Subtotal	\$1,720	\$2,278		\$1,101	
Second Quarter	\$7,154			\$5,893	
Third Quarter	\$6,458			\$6,896	
Fourth Quarter	\$7,134			\$6,266	
Total^{/2}	\$22,466	\$2,278		\$20,156	

Notes: ^{/1} Forecasts as of July 2012

^{/2} Details may not add due to rounding

ARIZONA DEPARTMENT OF TRANSPORTATION

INVESTMENT PERFORMANCE THROUGH SEPTEMBER 30, 2012

(DOLLARS IN THOUSANDS)

Investment Pools	Monthly Average Invested Balance	Percent Invested	September		Year-To-Date	
			Interest Received	Current Yield	Interest Received	YTD Yield
Pool 2						
Highway	\$209,508	99.69%	\$161	0.97%	\$539	1.03%
HURF Bond Redemption	\$52,774	99.99%	\$38	0.97%	\$101	1.03%
FY11A HURF Proceeds	\$92,329	99.91%	\$71	0.97%	\$247	1.03%
FY11A GAN Proceeds	\$94,013	99.91%	\$72	0.97%	\$254	1.03%
Other/1	\$93,941	99.74%	\$83	0.97%	\$267	1.03%
Subtotal	\$542,565	99.80%	\$425	0.97%	\$1,409	1.03%
Pool 3						
HELP/2	\$76,376	99.93%	\$61	1.00%	\$175	0.92%
Other/3	\$7,081	98.80%	\$6	1.00%	\$18	0.92%
Subtotal	\$83,457	99.83%	\$67	1.00%	\$193	0.92%
Pool 4						
2010 RARF Proceeds	\$17,351	99.41%	\$12	0.83%	\$45	0.77%
2011 RARF Proceeds	\$180,414	99.96%	\$120	0.83%	\$347	0.77%
RARF Bond Redemption	\$22,875	99.99%	\$14	0.83%	\$26	0.77%
Regional Area Road Fund	\$380,666	99.90%	\$255	0.83%	\$732	0.77%
Subtotal	\$601,306	99.91%	\$402	0.83%	\$1,150	0.77%
Total	\$1,227,328	99.86%	\$893	0.90%	\$2,753	0.90%

Note: Numbers may not add due to rounding

Source: State Treasurer's Office Statement of Account

/1 Includes Aviation, HURF, Equipment, STAN and GAN redemption funds.

/2 HELP: Highway Expansion and Extension Loan Program

/3 Includes Safety Enforcement, Storage Tank, Magazine, Economic Strength and Special Plate Funds.