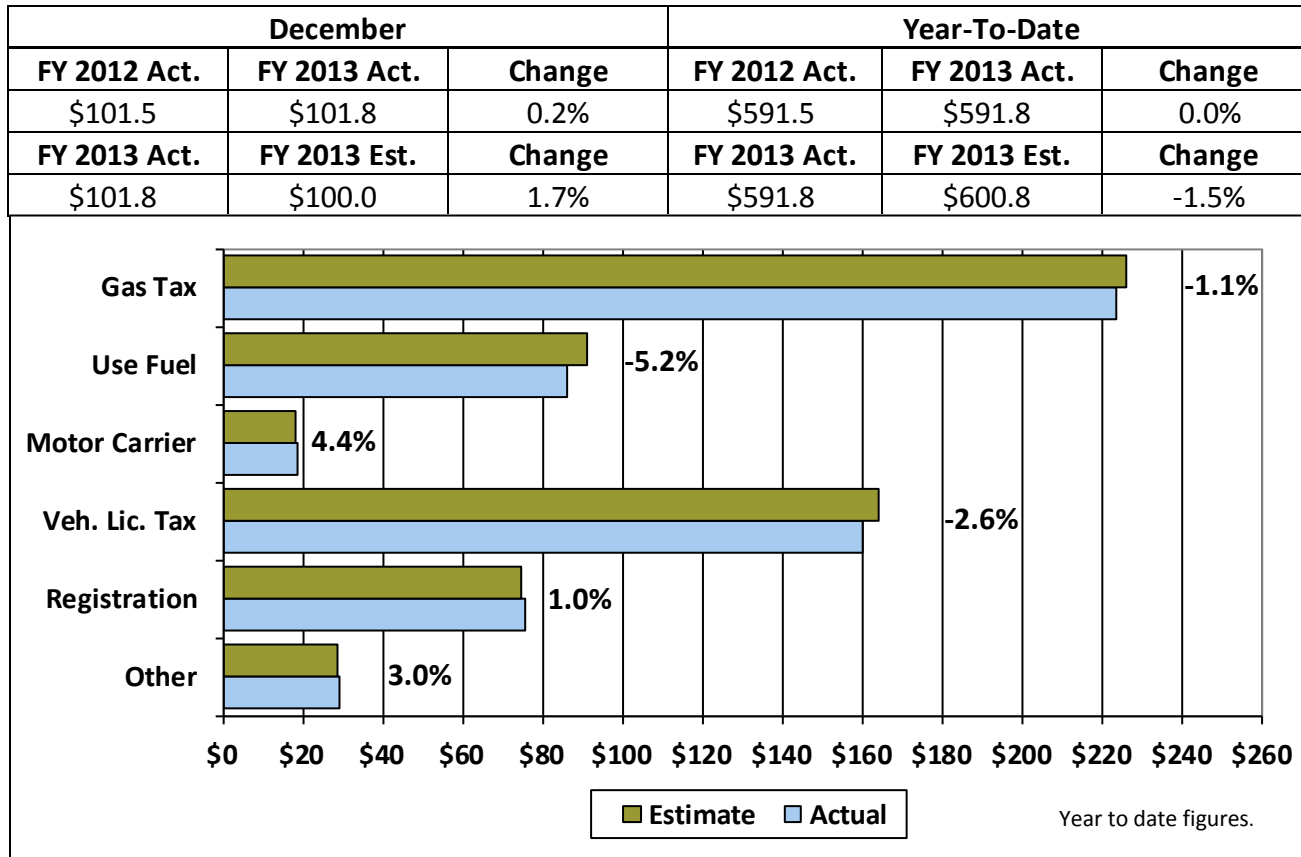


# HIGHWAY USER REVENUE FUND

## CURRENT REVENUE TRENDS

### DECEMBER 2012

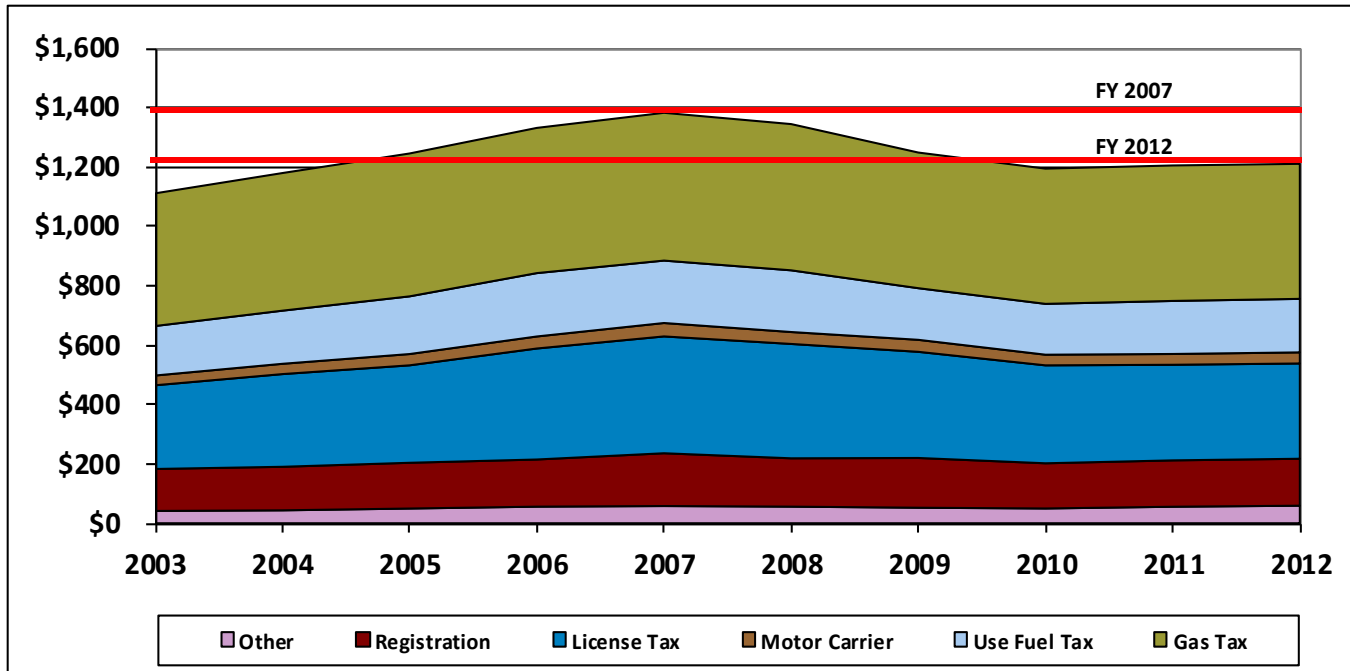
(DOLLARS IN MILLIONS)



# HIGHWAY USER REVENUE FUND

## HISTORICAL REVENUE TRENDS BY CATEGORY

DECEMBER 2012  
(DOLLARS IN MILLIONS)

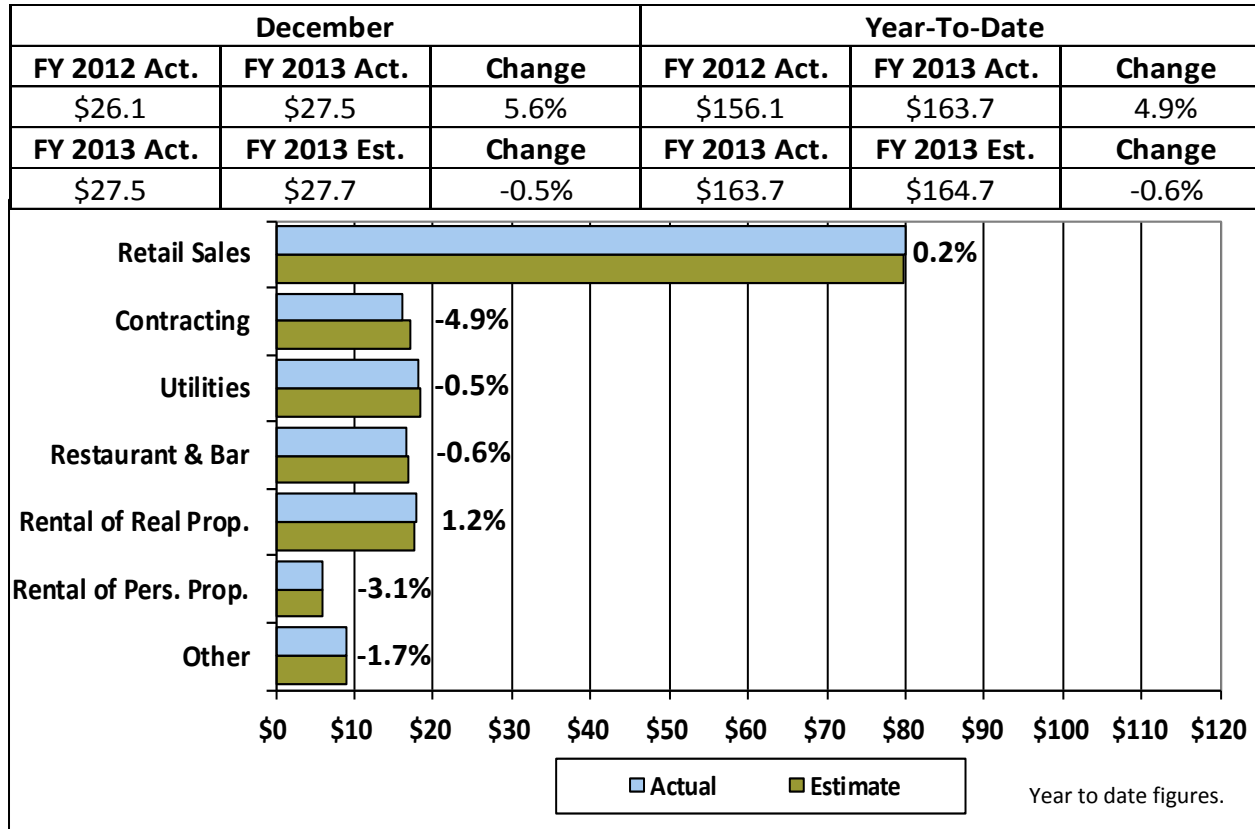


# MARICOPA TRANSPORTATION EXCISE TAX

## CURRENT REVENUE TRENDS

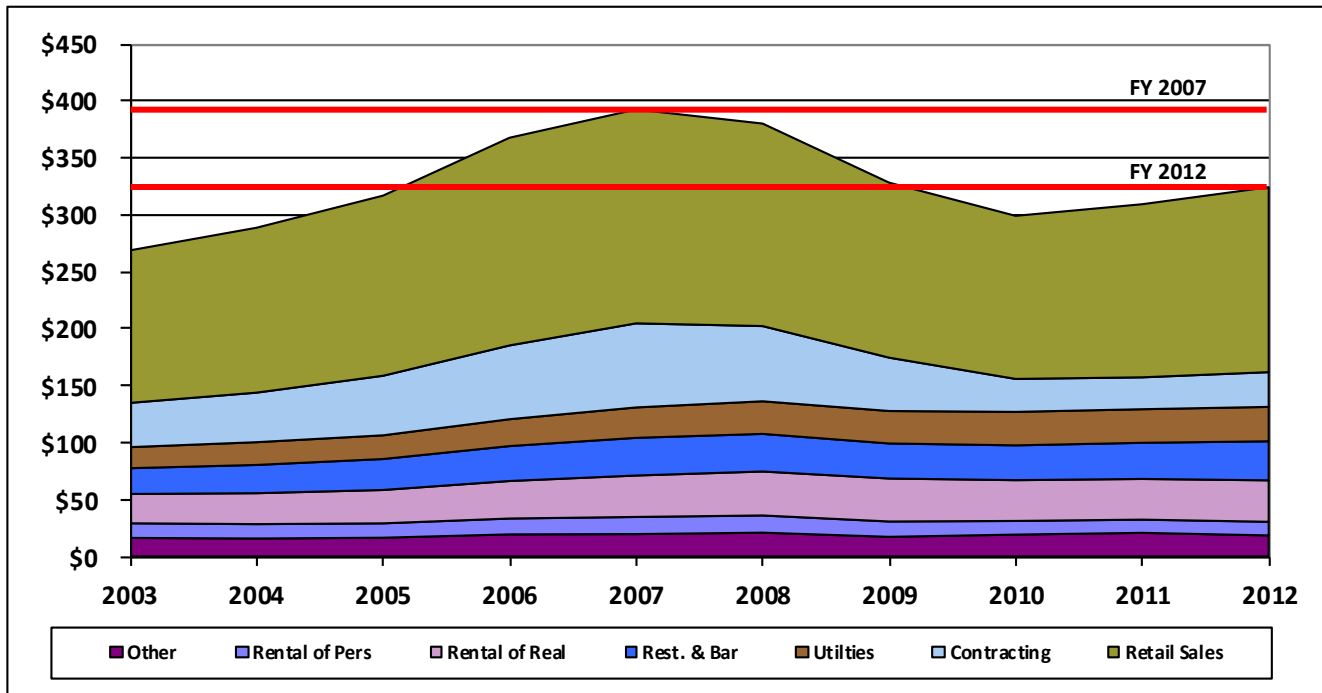
### DECEMBER 2012

(DOLLARS IN MILLIONS)



# MARICOPA COUNTY TRANSPORTATION EXCISE TAX HISTORICAL REVENUE TRENDS BY CATEGORY

DECEMBER 2012  
(DOLLARS IN MILLIONS)



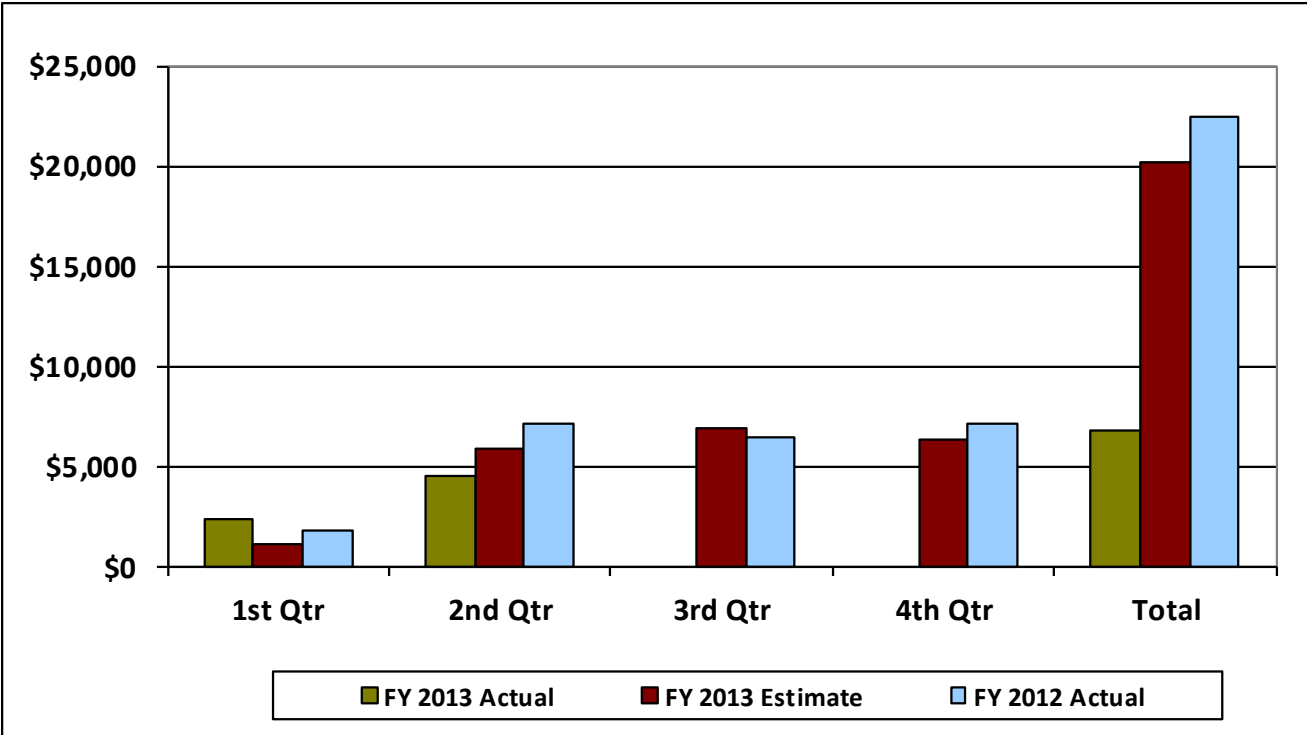
**AVIATION FUND**  
**QUARTERLY REVENUE TRENDS**  
**DECEMBER 2012**  
**(DOLLARS IN THOUSANDS)**

	<b>FY 2012</b>	<b>FY 2013</b>		<b>FY 2013<sup>/1</sup></b>	
	<b><u>Actual</u></b>	<b><u>Actual</u></b>	<b><u>Change</u></b>	<b><u>Estimate</u></b>	<b><u>Change</u></b>
First Quarter	\$1,720	\$2,278	32.4%	\$1,102	106.7%
Second Quarter	\$7,154	\$4,475	-37.4%	\$5,893	-24.1%
<b>Subtotal</b>	<b>\$8,874</b>	<b>\$6,753</b>	<b>-23.9%</b>	<b>\$6,995</b>	<b>-3.5%</b>
Third Quarter	\$6,458			\$6,896	
Fourth Quarter	\$7,134			\$6,266	
<b>Total<sup>/2</sup></b>	<b>\$22,466</b>	<b>\$6,753</b>		<b>\$20,157</b>	

Notes: <sup>/1</sup> Forecast as of July 2012

<sup>/2</sup> Details may not add due to rounding

**AVIATION FUND  
REVENUES BY QUARTER  
DECEMBER 2012  
(DOLLARS IN THOUSANDS)**



# ARIZONA DEPARTMENT OF TRANSPORTATION

## INVESTMENT PERFORMANCE THROUGH DECEMBER 31, 2012

(DOLLARS IN THOUSANDS)

Investment Pools	Monthly Average Invested Balance	Percent Invested	December		Year-To-Date	
			Interest Received	Current Yield	Interest Received	YTD Yield
<b>Pool 2</b>						
Highway	\$231,535	99.72%	\$206	1.04%	\$1,075	0.99%
HURF Bond Redemption	\$75,432	94.06%	\$68	1.04%	\$269	0.99%
FY11A HURF Proceeds	\$85,019	99.91%	\$75	1.04%	\$454	0.99%
FY11A GAN Proceeds	\$75,340	99.89%	\$66	1.04%	\$440	0.99%
Other/1	\$82,478	99.39%	\$75	1.04%	\$1,147	0.99%
<b>Subtotal</b>	<b>\$549,804</b>	<b>98.91%</b>	<b>\$491</b>	<b>1.04%</b>	<b>\$3,385</b>	<b>0.99%</b>
<b>Pool 3</b>						
HELP/2	\$76,562	99.93%	\$52	0.80%	\$342	0.90%
Other/3	\$7,010	92.99%	\$4	0.80%	\$32	0.90%
<b>Subtotal</b>	<b>\$83,572</b>	<b>99.31%</b>	<b>\$56</b>	<b>0.80%</b>	<b>\$374</b>	<b>0.90%</b>
<b>Pool 4</b>						
2010 RARF Proceeds	\$0	0.00%	\$0	0.88%	\$53	0.80%
2011 RARF Proceeds	\$162,653	99.95%	\$122	0.88%	\$706	0.80%
RARF Bond Redemption	\$44,474	94.95%	\$33	0.88%	\$108	0.80%
Regional Area Road Fund	\$399,294	99.90%	\$298	0.88%	\$1,552	0.80%
<b>Subtotal</b>	<b>\$606,421</b>	<b>99.53%</b>	<b>\$453</b>	<b>0.88%</b>	<b>\$2,419</b>	<b>0.80%</b>
<b>Total</b>	<b>\$1,239,797</b>	<b>99.24%</b>	<b>\$999</b>	<b>0.95%</b>	<b>\$6,178</b>	<b>0.89%</b>

Note: Numbers may not add due to rounding

Source: State Treasurer's Office Statement of Account

/1 Includes Aviation, HURF, Equipment, STAN and GAN redemption funds.

/2 HELP: Highway Expansion and Extension Loan Program

/3 Includes Safety Enforcement, Storage Tank, Magazine, Economic Strength and Special Plate Funds.