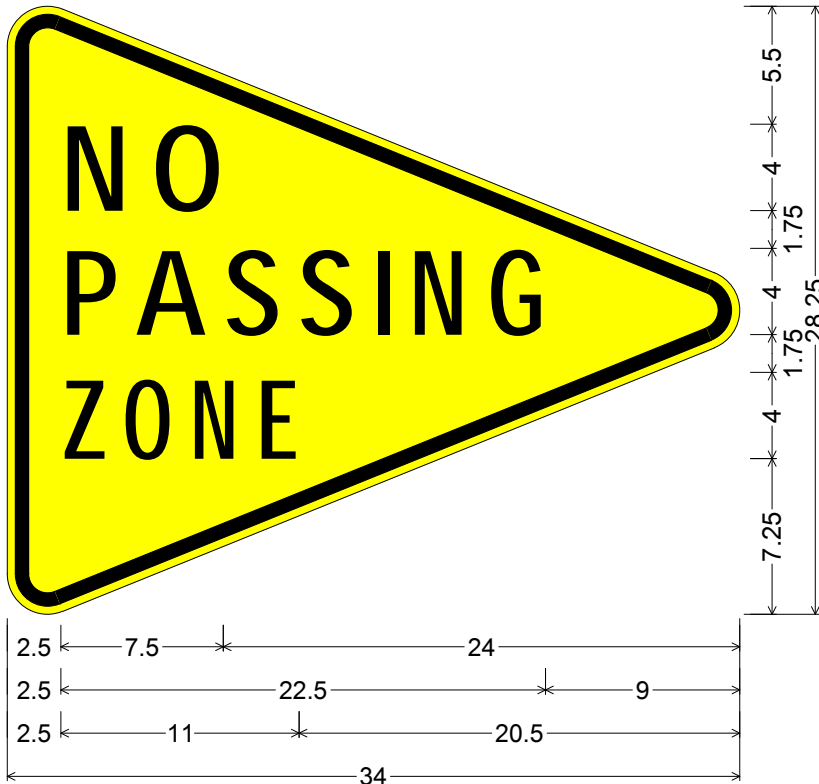


CODE: W14-3

SIZE: 40" x 30"  
MINIMUM



W14-003(40x30-MIN)YLW;

40.000" X 30.000" corner to corner 1.875" Radius, 0.625" Border, 0.375" Indent, Black on Yellow;  
"NO" E; "PASSING" D; "ZONE" C;

ALL DIMENSIONS ARE IN INCHES



**COLORS:**

LEGEND & BORDER - BLACK (NON-REFL)  
BACKGROUND - YELLOW (REFL)

ARIZONA DEPARTMENT OF TRANSPORTATION  
TRAFFIC ENGINEERING GROUP

DRAWN:

L. LOPEZ

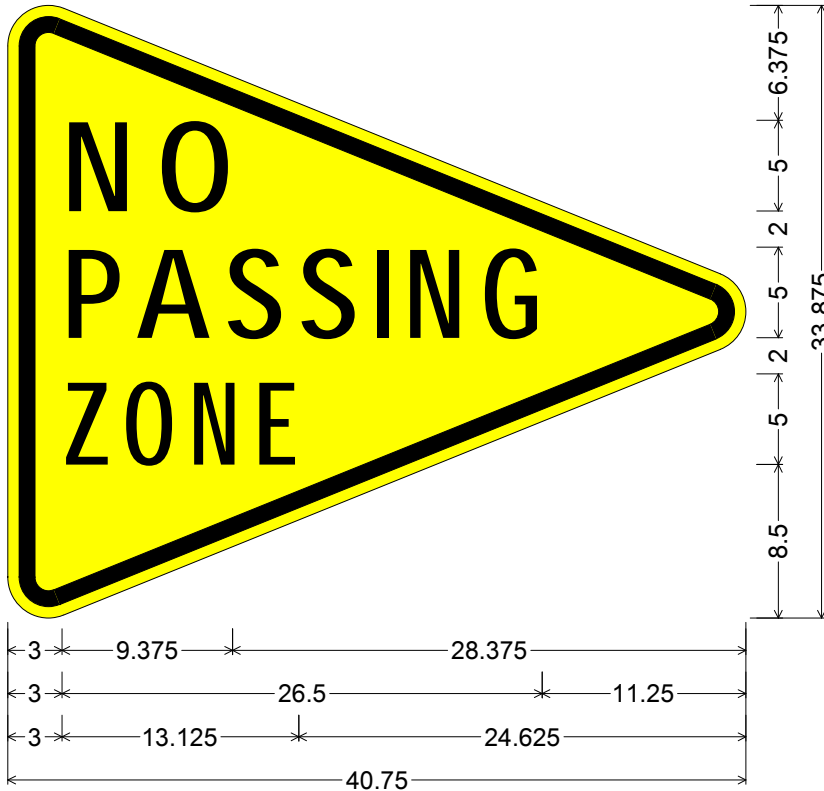
DATE:

JUNE / 2013

APPROVED:

SIGNATURE ON FILE

CODE: W14-3  
 SIZE: 48" x 36"  
 STANDARD



W14-003(48x36-STD)YLW;  
 48.000" X 36.000" corner to corner 2.250" Radius, 0.875" Border, 0.625" Indent, Black on Yellow;  
 "NO" E; "PASSING" D 75% spacing; "ZONE" C 75% spacing;

ALL DIMENSIONS ARE IN INCHES



**COLORS:**  
 LEGEND & BORDER - BLACK (NON-REFL)  
 BACKGROUND - YELLOW (REFL)

ARIZONA DEPARTMENT OF TRANSPORTATION  
 TRAFFIC ENGINEERING GROUP

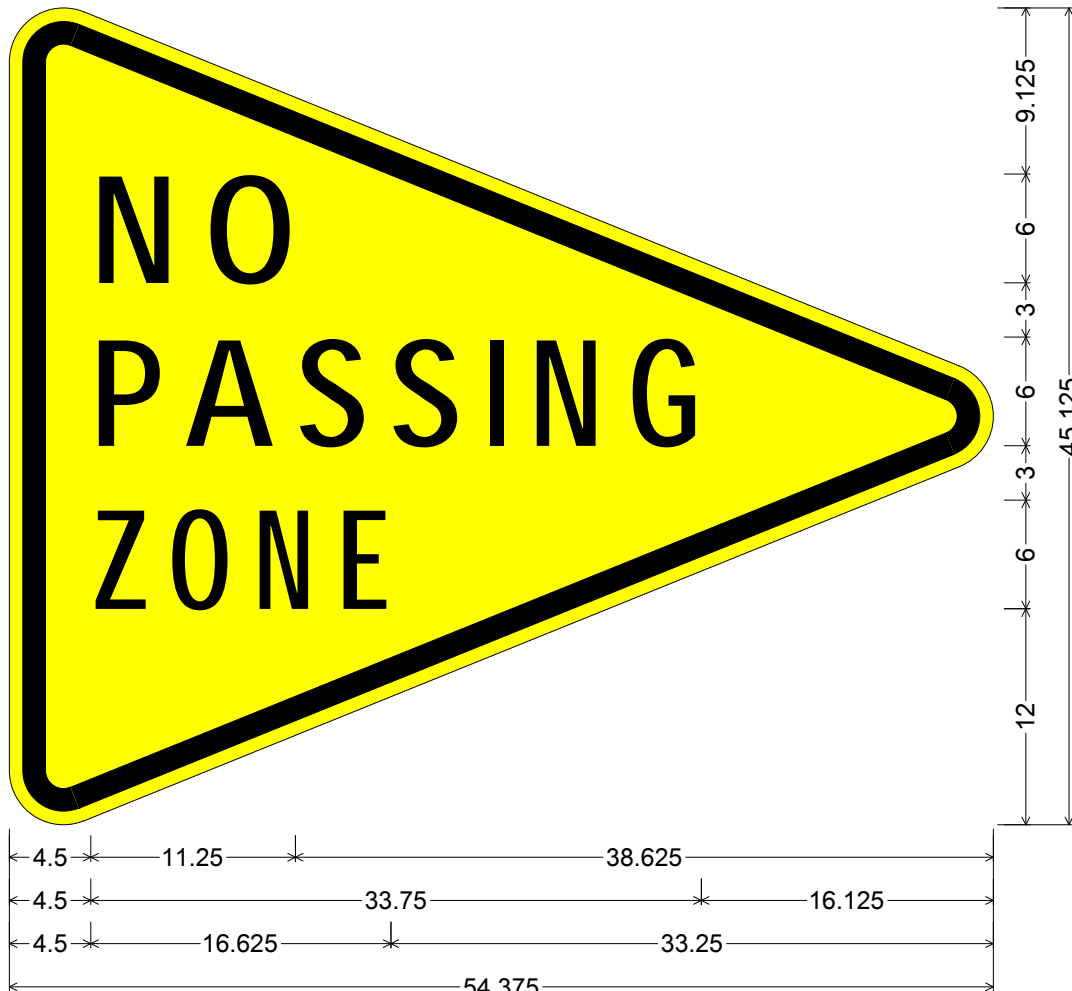
DRAWN:  
 L. LOPEZ

DATE:  
 JUNE / 2013

APPROVED:  
 SIGNATURE ON FILE

CODE: W14-3

SIZE: 64" x 48"  
SPECIAL



W14-003(64x48-SPL)YLW;

64.000" X 48.000" corner to corner 3.000" Radius, 1.250" Border, 0.750" Indent, Black on Yellow;

"NO" E; "PASSING" D; "ZONE" C;

ALL DIMENSIONS ARE IN INCHES



**COLORS:**

LEGEND & BORDER - BLACK (NON-REFL)  
BACKGROUND - YELLOW (REFL)

ARIZONA DEPARTMENT OF TRANSPORTATION  
TRAFFIC ENGINEERING GROUP

DRAWN:

L. LOPEZ

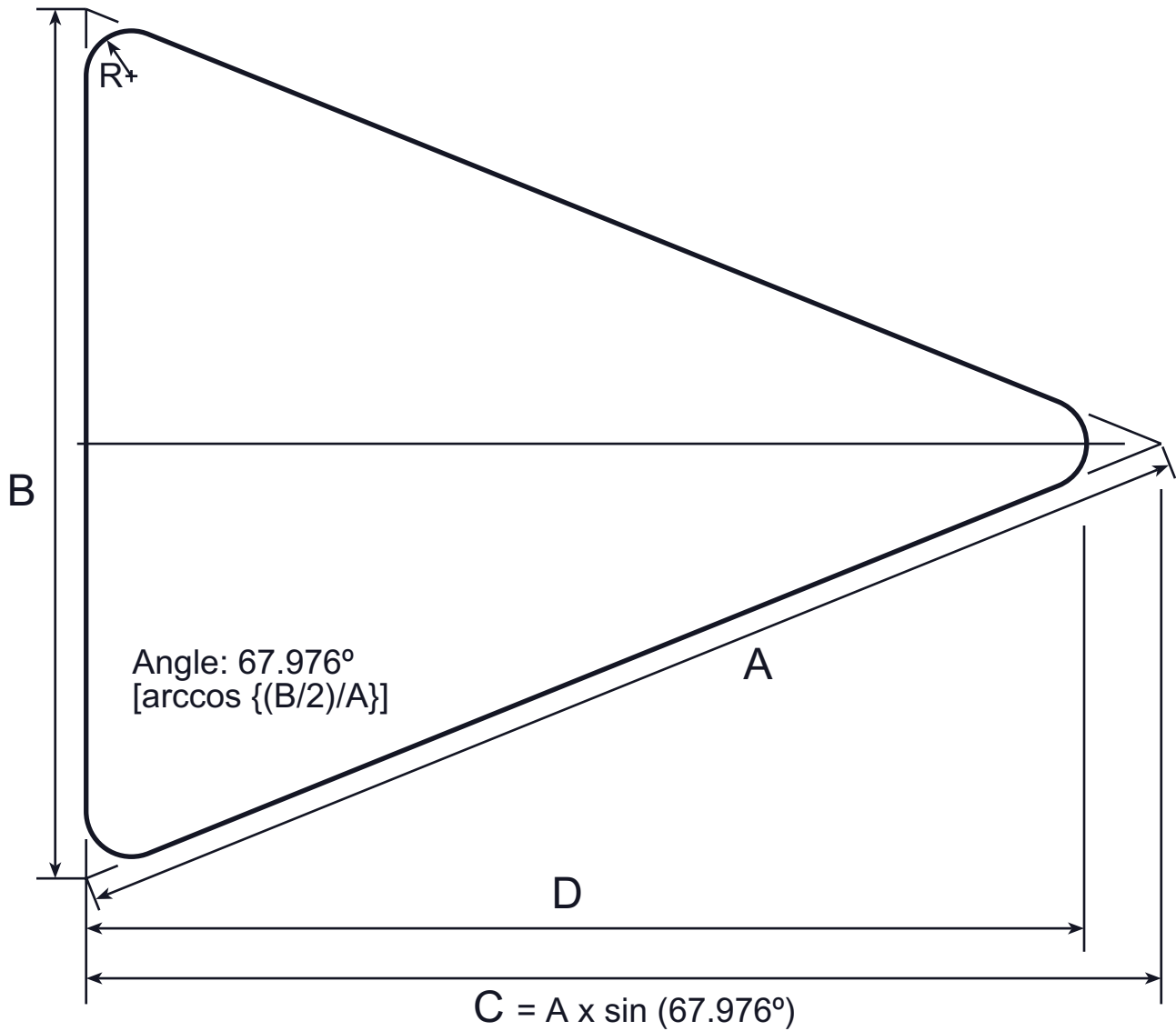
DATE:

JUNE / 2013

APPROVED:

SIGNATURE ON FILE

### W14-3 No Passing Zone Pennant - Sign Panel Dimensions



Area for estimation and payment =  $(B \times C) / 2$

A (in)	B (in)	C (in)	D (in)	R (in)	Area (sq ft)
40	30	37.08	34	1.875	3.9
48	36	44.50	40.75	2.25	5.6
64	48	59.33	54.375	3	9.9