


CODE: W13-2

SIZE: 24" x 30"
STANDARD

NUMERICAL LEGEND VARIES



W13-02(24x30-STD)YEL;

1.500" Radius, 0.625" Border, 0.375" Indent, Black on Yellow;
"EXIT" E; "25" E; "MPH" E 200% spacing;

ALL DIMENSIONS ARE IN INCHES



COLORS:

LEGEND & BORDER - BLACK (NON-REFL)
BACKGROUND - YELLOW (REFL)

ARIZONA DEPARTMENT OF TRANSPORTATION
TRAFFIC ENGINEERING GROUP

DRAWN:

L. LOPEZ

DATE:

JUNE / 2013


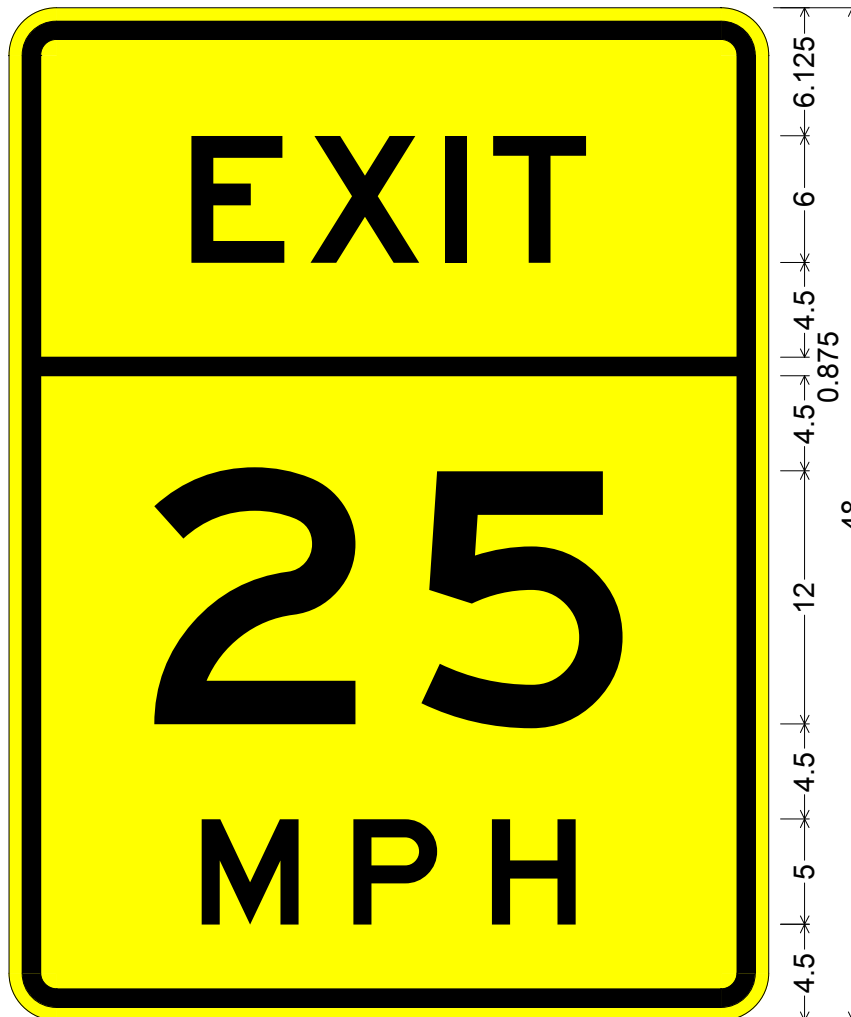
APPROVED:

SIGNATURE ON FILE

CODE: W13-2

SIZE: 36" x 48"
EXPRESSWAY

NUMERICAL LEGEND VARIES



W13-02(36x48-EXPWY)YEL;

2.250" Radius, 0.875" Border, 0.625" Indent, Black on Yellow;

"EXIT" E; "25" E; "MPH" E 200% spacing;

ALL DIMENSIONS ARE IN INCHES



COLORS:

LEGEND & BORDER - BLACK (NON-REFL)

BACKGROUND - YELLOW (REFL)

ARIZONA DEPARTMENT OF TRANSPORTATION
TRAFFIC ENGINEERING GROUP

DRAWN:

L. LOPEZ

DATE:

JUNE / 2013


APPROVED:

SIGNATURE ON FILE

CODE: W13-2

SIZE: 48" x 60"
FREEWAY

NUMERICAL LEGEND VARIES



W13-02(48x60-FWY)YEL;

3.000" Radius, 1.250" Border, 0.750" Indent, Black on Yellow;

"EXIT" E; "25" E; "MPH" E 200% spacing;

ALL DIMENSIONS ARE IN INCHES



COLORS:

LEGEND & BORDER - BLACK (NON-REFL)
BACKGROUND - YELLOW (REFL)

ARIZONA DEPARTMENT OF TRANSPORTATION
TRAFFIC ENGINEERING GROUP

DRAWN:

L. LOPEZ

DATE:

JUNE / 2013

APPROVED:

SIGNATURE ON FILE