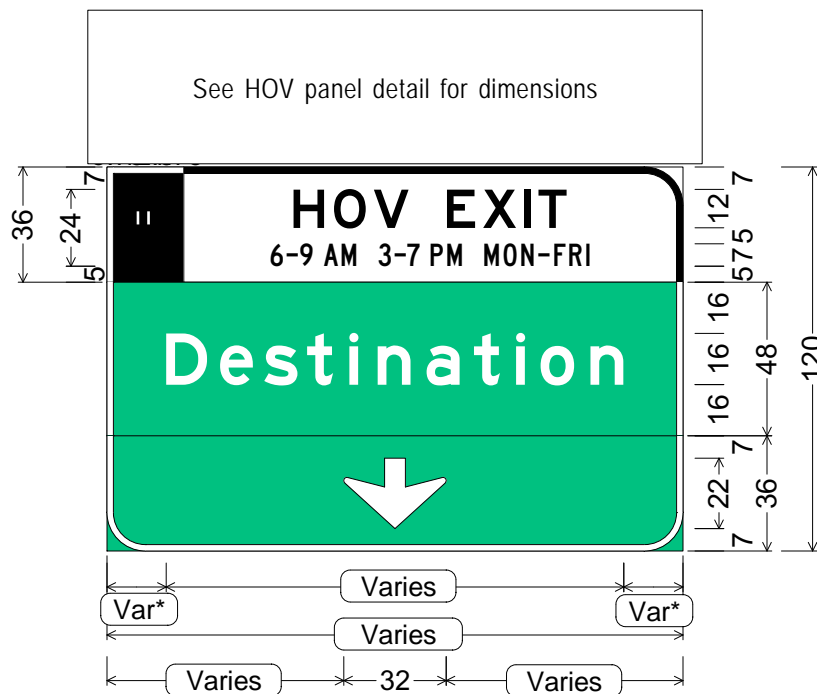


Sign width varies by destination(s). Sign width varies in even foot increments.
 If sign width is an issue, reduce edge or text spacing or use Series D.

CODE: E8-106a
SIZE: Varies x 120"
 Freeway

* Center entire legend package horizontally on each panel or sub-panel.

Arrows are to be centered over each lane.



E8-106a (freeway);
 12.00" Radius, 2.00" Border, White on Black;
 HOV symbol;
 12.00" Radius, 2.00" Border, Black on White;
 "HOV EXIT" E;
 "6-9 AM 3-7 PM MON-FRI" C;
 12.00" Radius, 2.00" Border, White on Green;
 "Destination" E;
 12.00" Radius, 2.00" Border, White on Green;
 Down Arrow 13.33-16-20" - 22.00" 270°;

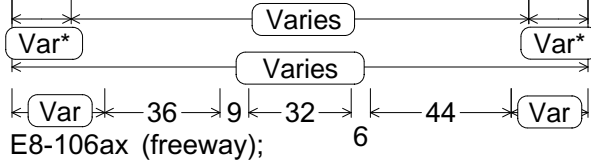
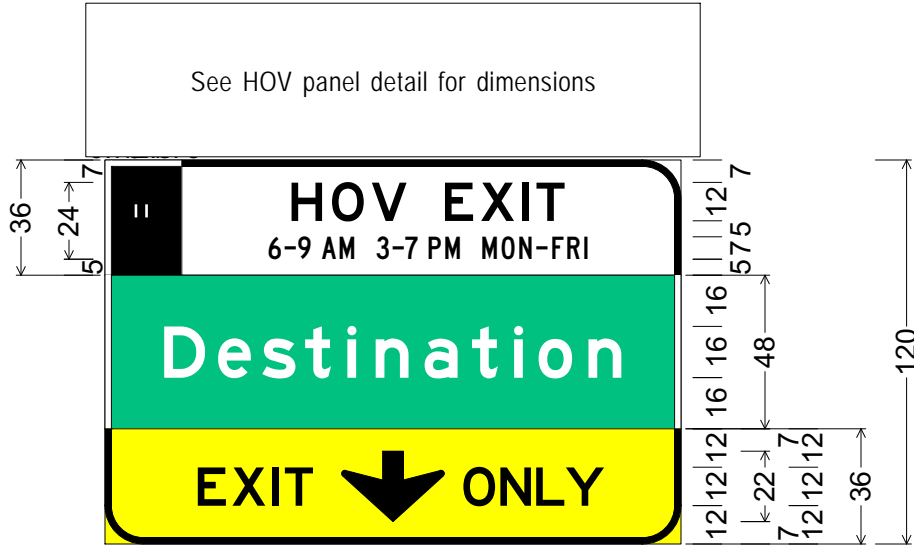
Colors: Upper Left Panel: Legend & Border: White (Reflective) Background: Black (Non-reflective) Upper Right Panel: Legend & Border: Black (Non-reflective) Background: White (Reflective) Lower Panel: Legend & Border: White (Reflective) Background: Green (Reflective)	All dimensions are in inches	
	Designed By:	R. C. Moeur
	Issue Date:	December 2016

Sign width varies by destination(s). Sign width varies in even foot increments.
 If sign width is an issue, reduce edge or text spacing or use Series D.

CODE: E8-106ax
SIZE: Varies x 120"
 Freeway

* Center entire legend package horizontally on each panel or sub-panel.

Arrows are to be centered over each lane.



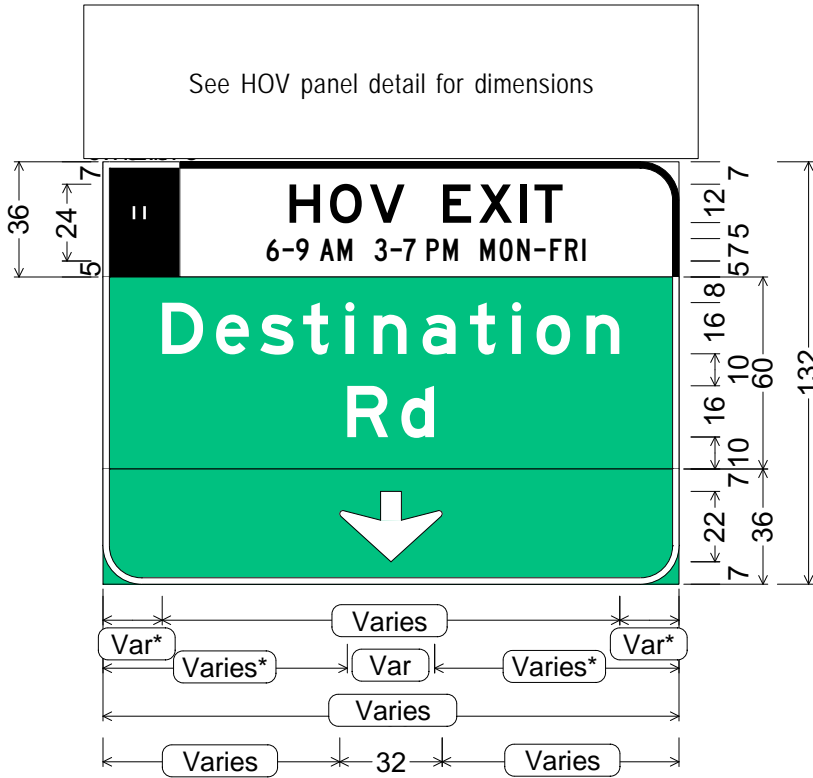
- E8-106ax (freeway);
- 12.00" Radius, 2.00" Border, White on Black;
- HOV symbol;
- 12.00" Radius, 2.00" Border, Black on White;
- "HOV EXIT" E;
- "6-9 AM 3-7 PM MON-FRI" C;
- 12.00" Radius, 2.00" Border, White on Green;
- "Destination" E;
- 12.00" Radius, 2.00" Border, Black on Yellow;
- "EXIT" E specified length;
- Down Arrow 13.33-16-20" - 22.00" 270°;
- "ONLY" E specified length;

Colors: Upper Left Panel: Legend & Border: White (Reflective) Background: Black (Non-reflective) Upper Right Panel: Legend & Border: Black (Non-reflective) Background: White (Reflective) Middle Panel: Legend & Border: White (Reflective) Background: Green (Reflective) Lower Panel: Legend & Border: Black (Non-reflective) Background: Yellow (Reflective)	All dimensions are in inches	
	Designed By:	R. C. Moeur
	Issue Date:	December 2016

Sign width varies by destination(s). Sign width varies in even foot increments.
 If sign width is an issue, reduce edge or text spacing or use Series D.
 On multi-line signs, horizontally center destination text groupings relative to one another.
 * Center entire legend package horizontally on each panel or sub-panel.

CODE: E8-106b
SIZE: Varies x 132"
 Freeway

Arrows are to be centered over each lane.



E8-106b (freeway);
 12.00" Radius, 2.00" Border, White on Black;
 HOV symbol;
 12.00" Radius, 2.00" Border, Black on White;
 "HOV EXIT" E;
 "6-9 AM 3-7 PM MON-FRI" C;
 12.00" Radius, 2.00" Border, White on Green;
 "Destination" E; "Rd" E;
 12.00" Radius, 2.00" Border, White on Green;
 Down Arrow 13.33-16-20" - 22.00" 270°;

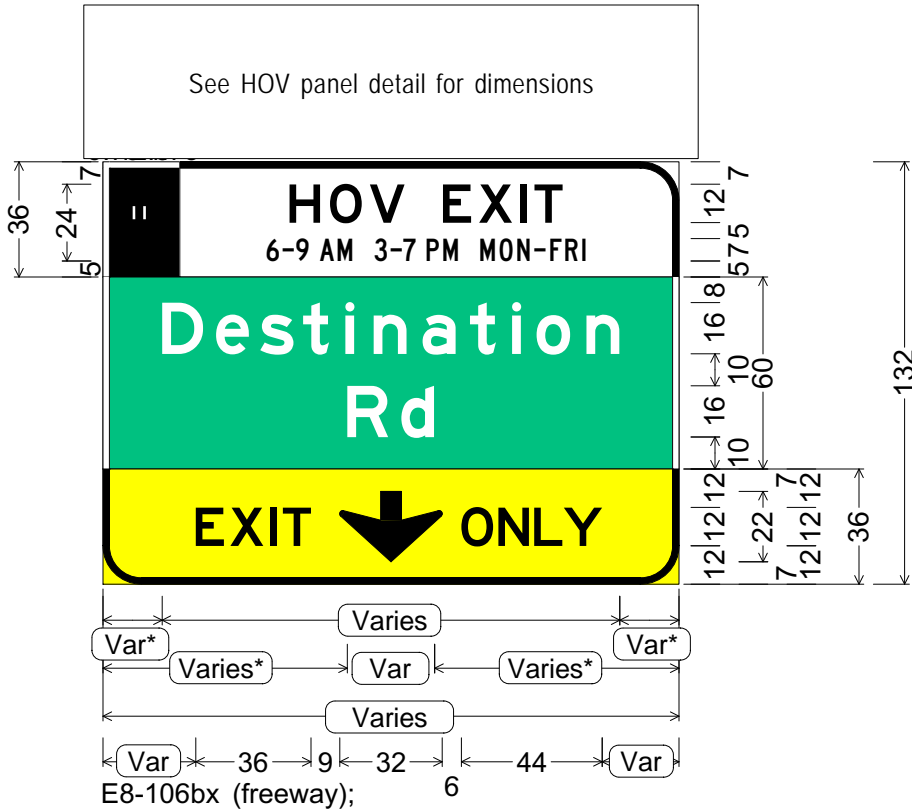
Colors:	Upper Left Panel:	Legend & Border: White (Reflective) Background: Black (Non-reflective)
	Upper Right Panel:	Legend & Border: Black (Non-reflective) Background: White (Reflective)
	Lower Panel:	Legend & Border: White (Reflective) Background: Green (Reflective)

All dimensions are in inches	
Designed By:	R. C. Moeur
Issue Date:	December 2016

Sign width varies by destination(s). Sign width varies in even foot increments.
 If sign width is an issue, reduce edge or text spacing or use Series D.
 On multi-line signs, horizontally center destination text groupings relative to one another.
 * Center entire legend package horizontally on each panel or sub-panel.

CODE: E8-106bx
SIZE: Varies x 132"
 Freeway

Arrows are to be centered over each lane.



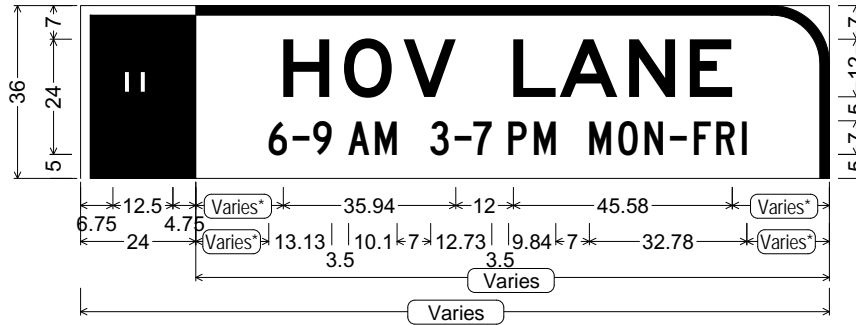
E8-106bx (freeway);
 12.00" Radius, 2.00" Border, White on Black;
 HOV symbol;
 12.00" Radius, 2.00" Border, Black on White;
 "HOV EXIT" E;
 "6-9 AM 3-7 PM MON-FRI" C;
 12.00" Radius, 2.00" Border, White on Green;
 "Destination" E; "Rd" E;
 12.00" Radius, 2.00" Border, Black on Yellow;
 "EXIT" E specified length;
 Down Arrow 13.33-16-20" - 22.00" 270°;
 "ONLY" E specified length;

Colors: Upper Left Panel: Legend & Border: White (Reflective) Background: Black (Non-reflective) Upper Right Panel: Legend & Border: Black (Non-reflective) Background: White (Reflective) Middle Panel: Legend & Border: White (Reflective) Background: Green (Reflective) Lower Panel: Legend & Border: Black (Non-reflective) Background: Yellow (Reflective)	All dimensions are in inches	
	Designed By:	R. C. Moeur
	Issue Date:	December 2016

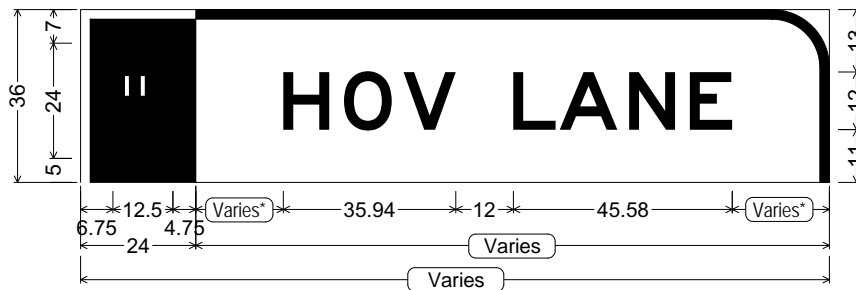
Match width of lower sign panel.

* Center HOV legend package horizontally within the right-hand (white) sub-panel.

CODE: E8 Series HOV
Panel Detail
SIZE: Varies x 36"
Freeway



E8 HOV lane upper panel (with hours);
12.00" Radius, 2.00" Border, White on Black;
HOV symbol;
12.00" Radius, 2.00" Border, Black on White;
"HOV LANE" E; "6-9 AM 3-7 PM MON-FRI" C;



E8 HOV lane upper panel (without hours);
12.00" Radius, 2.00" Border, White on Black;
HOV symbol;
12.00" Radius, 2.00" Border, Black on White;
"HOV LANE" E;

Colors: Left Panel: Legend & Border: White (Reflective)
Background: Black (Non-reflective)
Right Panel: Legend & Border: Black (Non-reflective)
Background: White (Reflective)

All dimensions are in inches

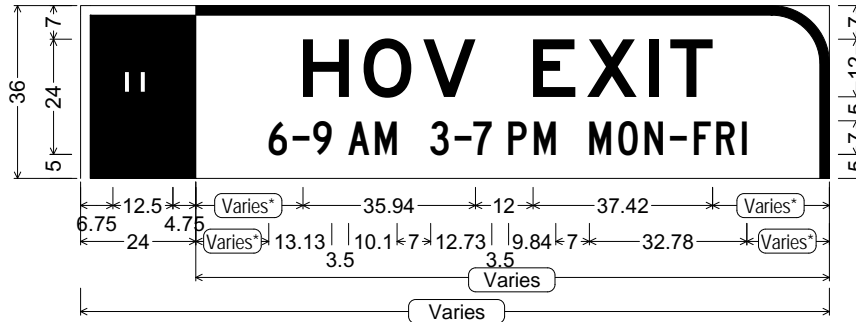
Designed By: R. C. Moeur

Issue Date: December 2016

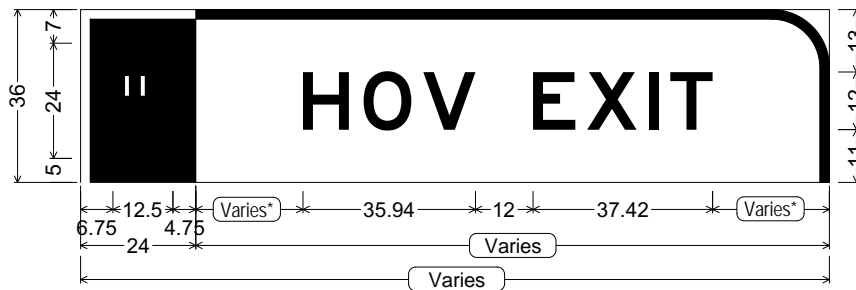
Match width of lower sign panel.

* Center HOV legend package horizontally within the right-hand (white) sub-panel.

CODE: E8 Series HOV
Panel Detail
SIZE: Varies x 36"
Freeway



E8 HOV exit upper panel (with hours);
12.00" Radius, 2.00" Border, White on Black;
HOV symbol;
12.00" Radius, 2.00" Border, Black on White;
"HOV EXIT" E; "6-9 AM 3-7 PM MON-FRI" C;



E8 HOV exit upper panel (without hours);
12.00" Radius, 2.00" Border, White on Black;
HOV symbol;
12.00" Radius, 2.00" Border, Black on White;
"HOV EXIT" E;

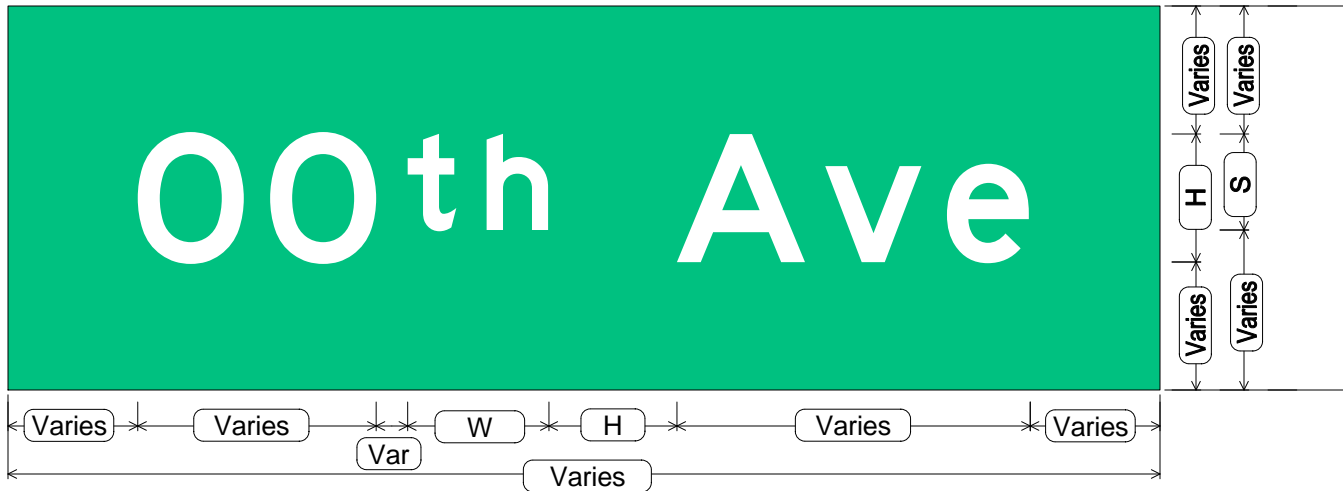
Colors: Left Panel: Legend & Border: White (Reflective)
Background: Black (Non-reflective)
Right Panel: Legend & Border: Black (Non-reflective)
Background: White (Reflective)

All dimensions are in inches

Designed By: R. C. Moeur

Issue Date: December 2016

Street name suffix is always aligned with the top of the line of text
(ascender heights are same)



Height		Suffix Width (W)			
Text (H)	Suffix (S)	_st	_nd	_rd	_th
16	13.33	17.97	21.42	17.21	19.63
20	15	20.22	24.10	19.37	22.09

Colors:
Legend: Varies
Background: Varies

All dimensions are in inches

Designed By: R. C. Moeur

Issue Date: December 2016