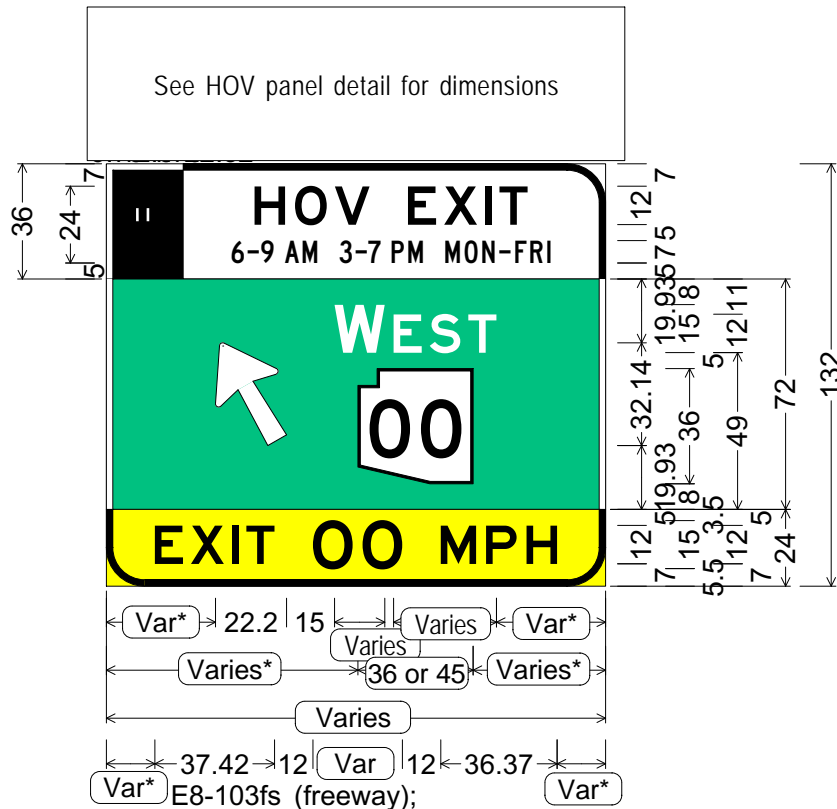


Sign width varies by shields and cardinal direction. Sign width varies in even foot increments.  
 If sign width is an issue, reduce edge or text spacing or use Series D.  
 On multi-line signs, horizontally center destination text groupings relative to one another.  
 \* Center entire legend package horizontally on each panel or sub-panel.

**CODE:** E8-103fs  
**SIZE:** Varies x 132"  
 Freeway

Arrow may be relocated to the right side for a right-hand exit.  
 If multiple route shields are used, space horizontally at 15".



- 12.00" Radius, 2.00" Border, White on Black;  
HOV symbol;
- 12.00" Radius, 2.00" Border, Black on White;  
"HOV EXIT" E;
- "6-9 AM 3-7 PM MON-FRI" C;
- 12.00" Radius, 2.00" Border, White on Green;  
Arrow 16-20 Type A - 120°;
- "WEST" E; State Highway 00 M1-5c;
- 12.00" Radius, 2.00" Border, Black on Yellow;  
"EXIT 00 MPH" E;

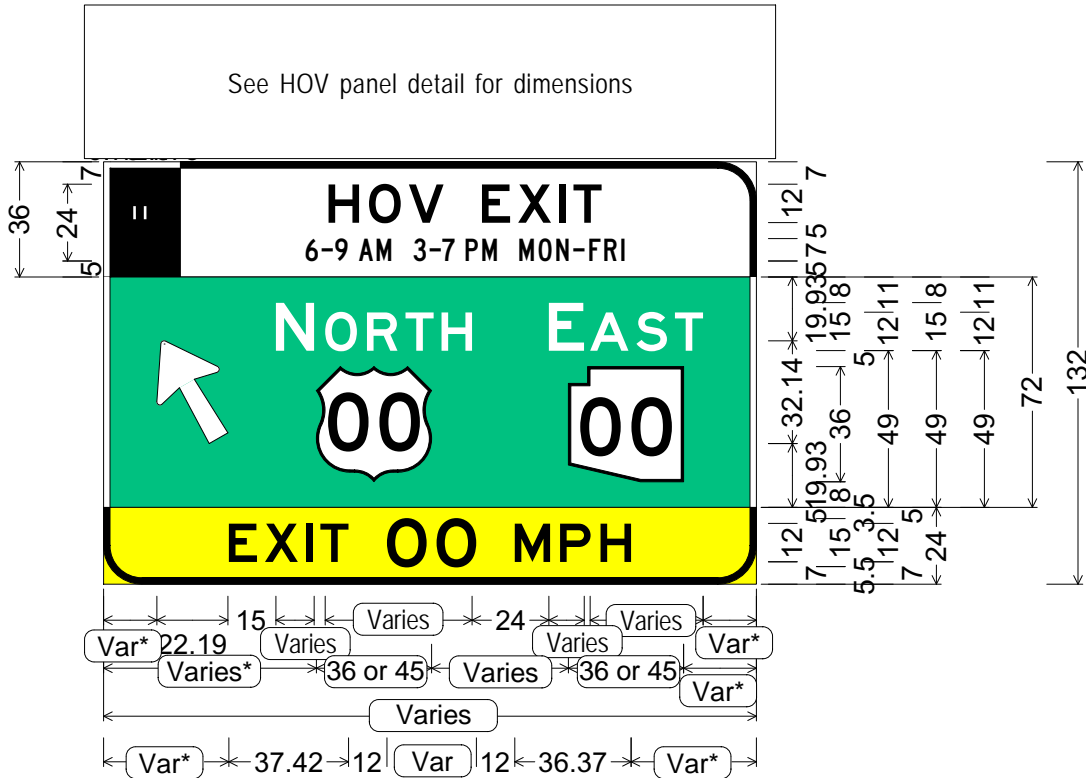
<b>Colors:</b>	Upper Left Panel: Legend & Border: White (Reflective) Background: Black (Non-reflective)
	Upper Right Panel: Legend & Border: Black (Non-reflective) Background: White (Reflective)
	Middle Panel: Legend & Border: White (Reflective) Background: Green (Reflective)
	Lower Panel: Legend & Border: Black (Non-reflective) Background: Yellow (Reflective)

<b>All dimensions are in inches</b>	
<b>Designed By:</b>	R. C. Moeur
<b>Issue Date:</b>	December 2016

Sign width varies by shields and cardinal directions. Sign width varies in even foot increments.  
 If sign width is an issue, reduce edge or text spacing or use Series D.  
 On multi-line signs, horizontally center destination text groupings relative to one another.  
 \* Center entire legend package horizontally on each panel or sub-panel.

**CODE:** E8-103fs  
**SIZE:** Varies x 132"  
 Freeway

Arrow may be relocated to the right side for a right-hand exit.



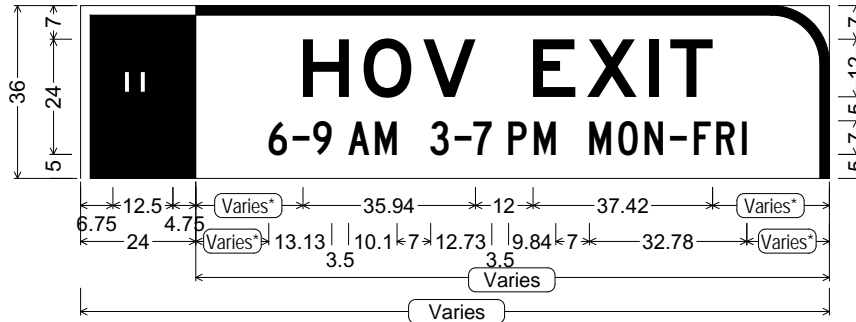
- E8-103fs (freeway);
- 12.00" Radius, 2.00" Border, White on Black;
- HOV symbol;
- 12.00" Radius, 2.00" Border, Black on White;
- "HOV EXIT" E; "6-9 AM 3-7 PM MON-FRI" C;
- 12.00" Radius, 2.00" Border, White on Green;
- Arrow 16-20 Type A - 120°; "NORTH" E;
- "EAST" E; US 00 M1-4c;
- State Highway 00 M1-5c;
- 12.00" Radius, 2.00" Border, Black on Yellow;
- "EXIT 00 MPH" E;

<b>Colors:</b> Upper Left Panel: Legend & Border: White (Reflective) Background: Black (Non-reflective) Upper Right Panel: Legend & Border: Black (Non-reflective) Background: White (Reflective) Middle Panel: Legend & Border: White (Reflective) Background: Green (Reflective) Lower Panel: Legend & Border: Black (Non-reflective) Background: Yellow (Reflective)	<b>All dimensions are in inches</b>	
	<b>Designed By:</b>	R. C. Moeur
	<b>Issue Date:</b>	December 2016

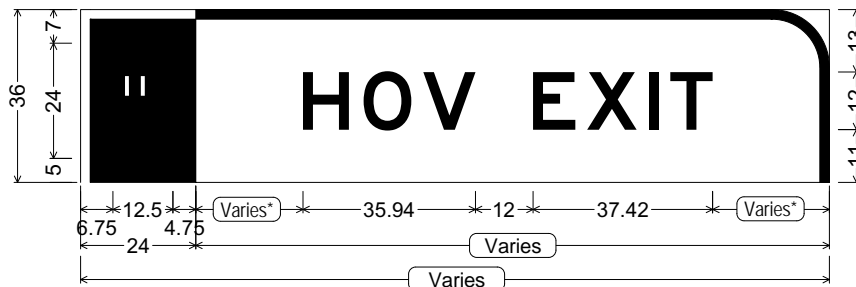
Match width of lower sign panel.

\* Center HOV legend package horizontally within the right-hand (white) sub-panel.

**CODE:** E8 Series HOV  
Panel Detail  
**SIZE:** Varies x 36"  
Freeway



E8 HOV exit upper panel (with hours);  
12.00" Radius, 2.00" Border, White on Black;  
HOV symbol;  
12.00" Radius, 2.00" Border, Black on White;  
"HOV EXIT" E; "6-9 AM 3-7 PM MON-FRI" C;



E8 HOV exit upper panel (without hours);  
12.00" Radius, 2.00" Border, White on Black;  
HOV symbol;  
12.00" Radius, 2.00" Border, Black on White;  
"HOV EXIT" E;

**Colors:** Left Panel: Legend & Border: White (Reflective)  
Background: Black (Non-reflective)  
Right Panel: Legend & Border: Black (Non-reflective)  
Background: White (Reflective)

**All dimensions are in inches**

**Designed By:** R. C. Moeur

**Issue Date:** December 2016