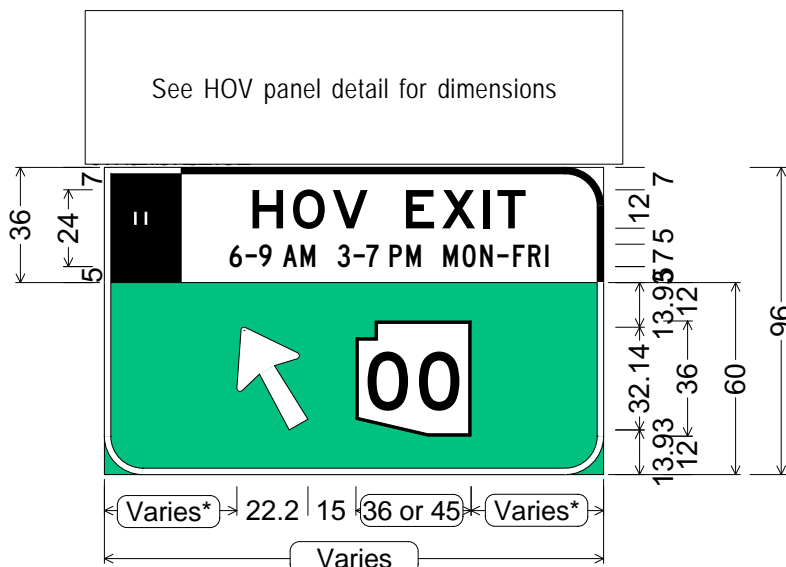


Sign width varies by number of shields. Sign width varies in even foot increments.

**CODE:** E8-103e  
**SIZE:** Varies x 96"  
 Freeway

\* Center entire legend package horizontally on each panel or sub-panel.

Arrow may be relocated to the right side for a right-hand exit.  
 If multiple route shields are used, space horizontally at 15".



E8-103e (freeway);  
 12.00" Radius, 2.00" Border, White on Black;  
 HOV symbol;  
 12.00" Radius, 2.00" Border, Black on White;  
 "HOV EXIT" E;  
 "6-9 AM 3-7 PM MON-FRI" C;  
 12.00" Radius, 2.00" Border, White on Green;  
 Arrow 16-20 Type A - 120°;  
 State Highway 00 M1-5c;

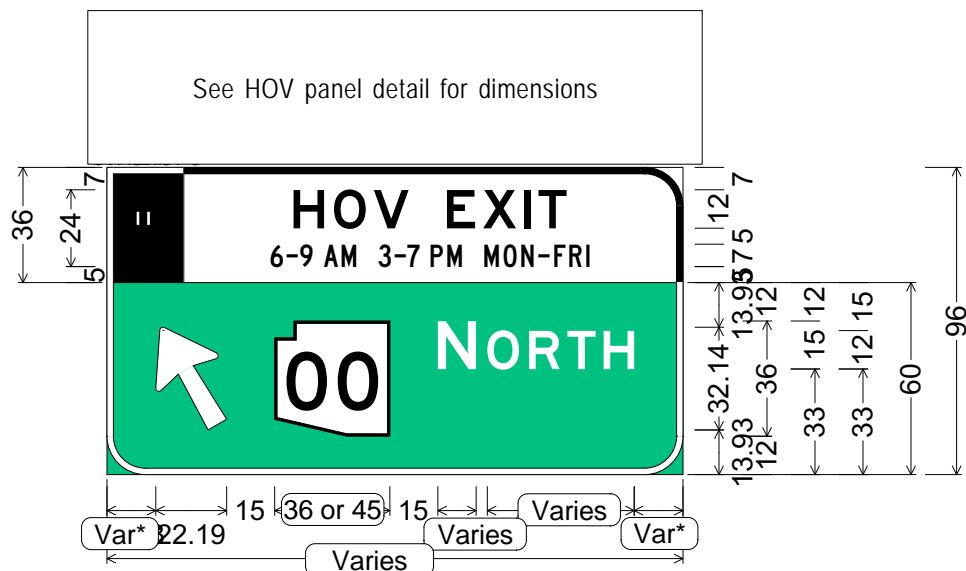
<b>Colors:</b> Upper Left Panel: Legend & Border: White (Reflective) Background: Black (Non-reflective) Upper Right Panel: Legend & Border: Black (Non-reflective) Background: White (Reflective) Lower Panel: Legend & Border: White (Reflective) Background: Green (Reflective)	<b>All dimensions are in inches</b>	
	<b>Designed By:</b>	R. C. Moer
	<b>Issue Date:</b>	December 2016

Sign width varies by shields and cardinal direction. Sign width varies in even foot increments. If sign width is an issue, reduce edge or text spacing or use Series D.

**CODE:** E8-103e  
**SIZE:** Varies x 96"  
 Freeway

\* Center entire legend package horizontally on each panel or sub-panel.

Arrow may be relocated to the right side for a right-hand exit.



E8-103e (freeway);  
 12.00" Radius, 2.00" Border, White on Black;  
 HOV symbol;  
 12.00" Radius, 2.00" Border, Black on White;  
 "HOV EXIT" E;  
 "6-9 AM 3-7 PM MON-FRI" C;  
 12.00" Radius, 2.00" Border, White on Green;  
 Arrow 16-20 Type A - 120°;  
 State Highway 00 M1-5c; "NORTH" E;

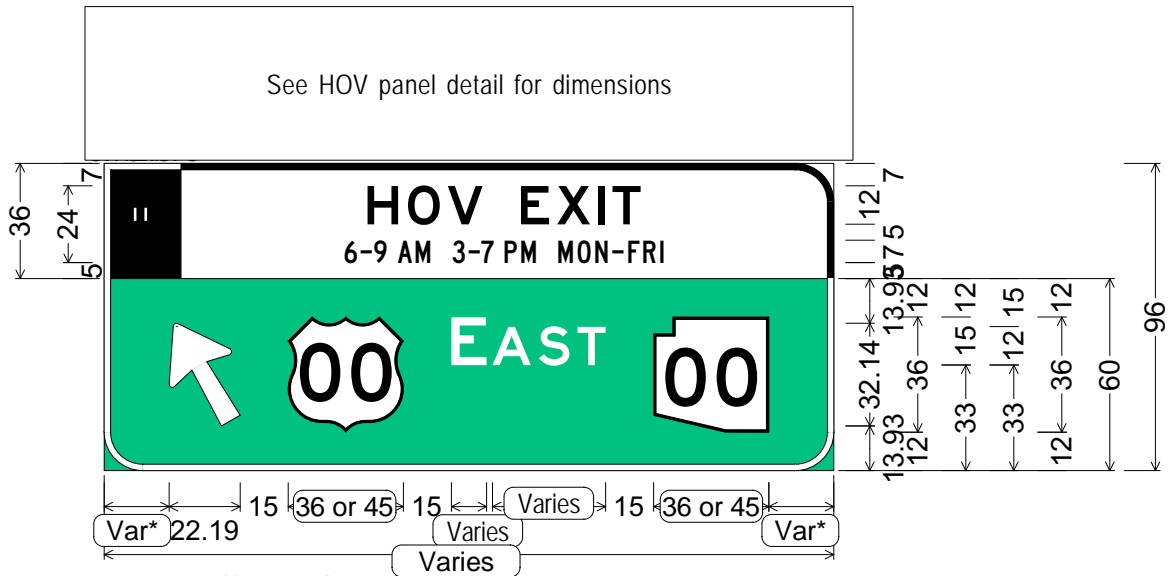
<b>Colors:</b> Upper Left Panel: Legend & Border: White (Reflective) Background: Black (Non-reflective) Upper Right Panel: Legend & Border: Black (Non-reflective) Background: White (Reflective) Lower Panel: Legend & Border: White (Reflective) Background: Green (Reflective)	<b>All dimensions are in inches</b>	
	<b>Designed By:</b> R. C. Moeur	<b>Issue Date:</b> December 2016

Sign width varies by shields and cardinal direction. Sign width varies in even foot increments. If sign width is an issue, reduce edge or text spacing or use Series D.

**CODE:** E8-103e  
**SIZE:** Varies x 96"  
 Freeway

\* Center entire legend package horizontally on each panel or sub-panel.

Arrow may be relocated to the right side for a right-hand exit.



- E8-103e (freeway);
- 12.00" Radius, 2.00" Border, White on Black;
- HOV symbol;
- 12.00" Radius, 2.00" Border, Black on White;
- "HOV EXIT" E; "6-9 AM 3-7 PM MON-FRI" C;
- E4-101e (freeway);
- 12.00" Radius, 2.00" Border, White on Green;
- Arrow 16-20 Type A - 120°; US 00 M1-4c; "EAST" E;
- State Highway 00 M1-5c;

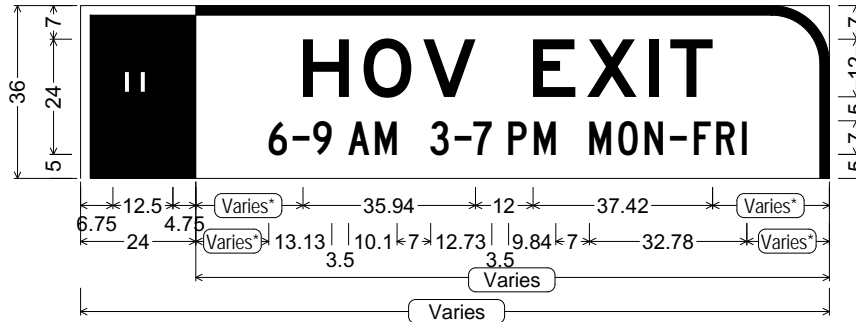
<b>Colors:</b>	Upper Left Panel:	Legend & Border: White (Reflective) Background: Black (Non-reflective)
	Upper Right Panel:	Legend & Border: Black (Non-reflective) Background: White (Reflective)
	Lower Panel:	Legend & Border: White (Reflective) Background: Green (Reflective)

<b>All dimensions are in inches</b>	
<b>Designed By:</b>	R. C. Moeur
<b>Issue Date:</b>	December 2016

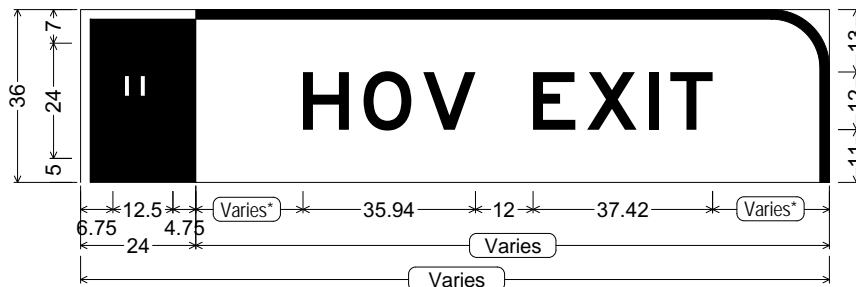
Match width of lower sign panel.

\* Center HOV legend package horizontally within the right-hand (white) sub-panel.

**CODE:** E8 Series HOV  
Panel Detail  
**SIZE:** Varies x 36"  
Freeway



E8 HOV exit upper panel (with hours);  
12.00" Radius, 2.00" Border, White on Black;  
HOV symbol;  
12.00" Radius, 2.00" Border, Black on White;  
"HOV EXIT" E; "6-9 AM 3-7 PM MON-FRI" C;



E8 HOV exit upper panel (without hours);  
12.00" Radius, 2.00" Border, White on Black;  
HOV symbol;  
12.00" Radius, 2.00" Border, Black on White;  
"HOV EXIT" E;

**Colors:** Left Panel: Legend & Border: White (Reflective)  
Background: Black (Non-reflective)  
Right Panel: Legend & Border: Black (Non-reflective)  
Background: White (Reflective)

**All dimensions are in inches**

**Designed By:** R. C. Moeur

**Issue Date:** December 2016