

Sign width varies by destination(s). Sign width varies in even foot increments.

If sign width is an issue, reduce edge or text spacing or use Series D.

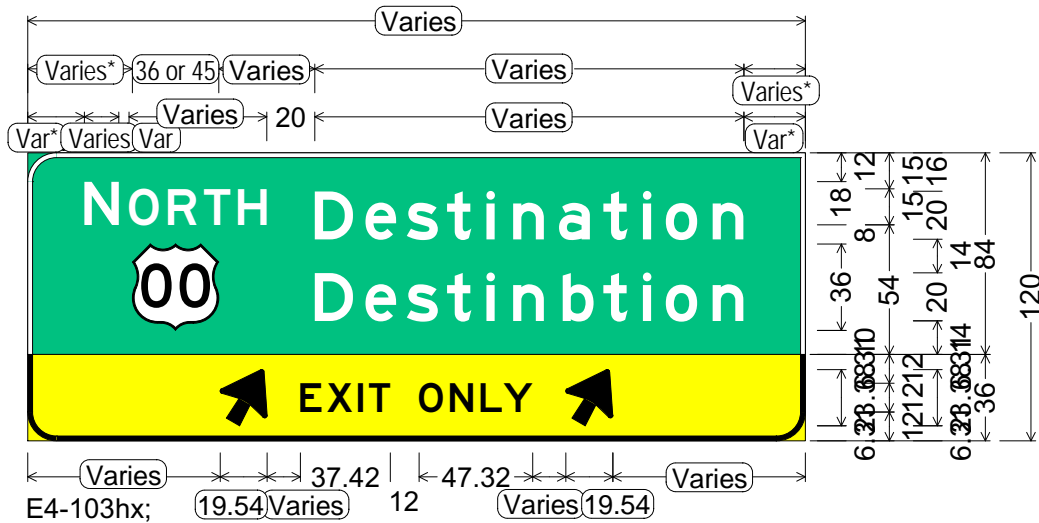
On multi-line signs, horizontally center destination text groupings relative to one another.

Arrows are to be centered over each lane.

\* Center entire legend package horizontally on each panel or sub-panel.

**CODE:** E4-103hx  
**SIZE:** Varies x 120"  
 Freeway

For use at major interchanges.  
 Use with E1-5 series exit number plaque.



E4-103hx; 12.00" Radius, 2.00" Border, White on Green;  
 "NORTH" E; US 00 M1-4c; "Destination" E;  
 "Destinbtion" E;  
 12.00" Radius, 2.00" Border, Black on Yellow;  
 Arrow 16-20 Type B - 25.00" 60°; "EXIT ONLY" E;  
 Arrow 16-20 Type B - 25.00" 60°;

**Colors:**

Upper Panel: Legend & Border: White (Reflective)  
 Background: Green (Reflective)

Lower Panel: Legend & Border: Black (Non-Reflective)  
 Background: Yellow (Reflective)

**All dimensions are in inches**

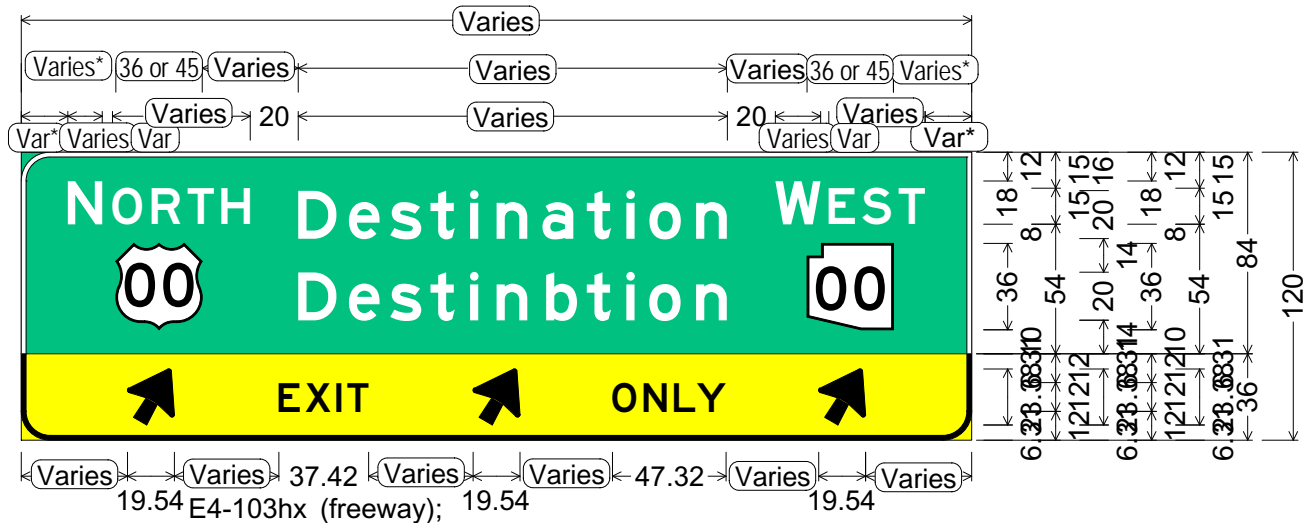
**Designed By:** R. C. Moeur

**Issue Date:** December 2016

Sign width varies by destination(s). Sign width varies in even foot increments.  
 If sign width is an issue, reduce edge or text spacing or use Series D.  
 On multi-line signs, horizontally center destination text groupings relative to one another.  
 Arrows are to be centered over each lane.  
 \* Center entire legend package horizontally on each panel or sub-panel.

**CODE:** E4-103hx  
**SIZE:** Varies x 120"  
 Freeway

For use at major interchanges.  
 Use with E1-5 series exit number plaque.



- 12.00" Radius, 2.00" Border, White on Green;
- "NORTH" E; US 00 M1-4c; "Destination" E; "Destinbntion" E; "WEST" E;
- State Highway 00 M1-5c;
- 12.00" Radius, 2.00" Border, Black on Yellow;
- Arrow 16-20 Type B - 25.00" 60°; "EXIT" E;
- Arrow 16-20 Type B - 25.00" 60°; "ONLY" E;
- Arrow 16-20 Type B - 25.00" 60°;

**Colors:**

Upper Panel: Legend & Border: White (Reflective)  
 Background: Green (Reflective)  
 Lower Panel: Legend & Border: Black (Non-Reflective)  
 Background: Yellow (Reflective)

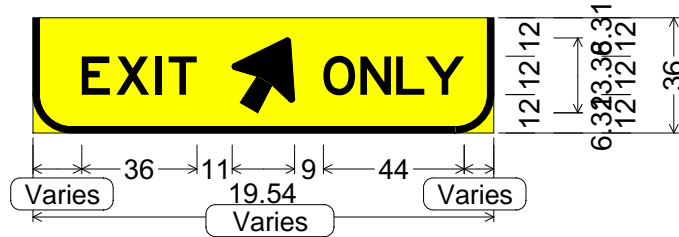
**All dimensions are in inches**

**Designed By:** R. C. Moeur

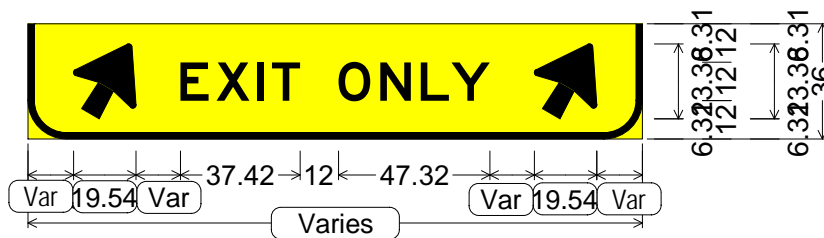
**Issue Date:** December 2016

Match width of E4 series sign panel.  
Center arrows above each lane. Adjust spacing as needed.

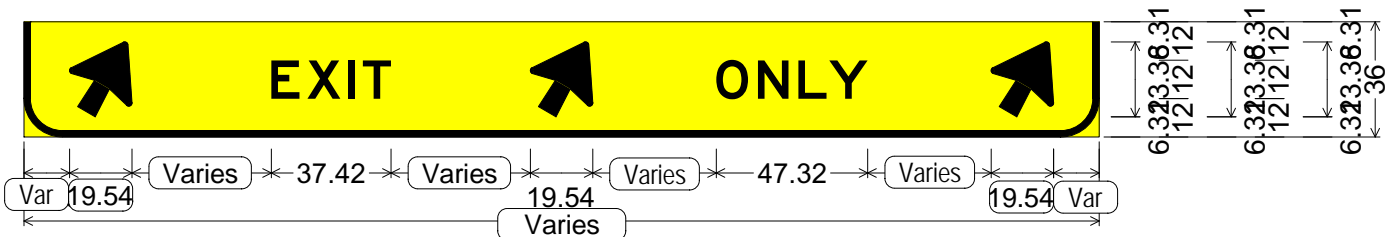
**CODE:** Exit Only sub-panels for E4 series signs  
**SIZE:** Varies x 36"  
Freeway



E4 Exit Only panel (one-lane exit);  
12.00" Radius, 2.00" Border, Black on Yellow;  
"EXIT" E specified length;  
Arrow 16-20 Type B - 60°;  
"ONLY" E specified length;



E4 Exit Only panel (two-lane exit);  
12.00" Radius, 2.00" Border, Black on Yellow;  
Arrow 16-20 Type B - 60°; "EXIT ONLY" E;  
Arrow 16-20 Type B - 60°;



E4 Exit Only panel (three-lane exit);  
12.00" Radius, 2.00" Border, Black on Yellow;  
Arrow 16-20 Type B - 60°; "EXIT" E; Arrow 16-20 Type B - 60°; "ONLY" E;  
Arrow 16-20 Type B - 60°;

**Colors:**

Legend & Border: Black (Non-reflective)  
Background: Yellow (Reflective)

**All dimensions are in inches**

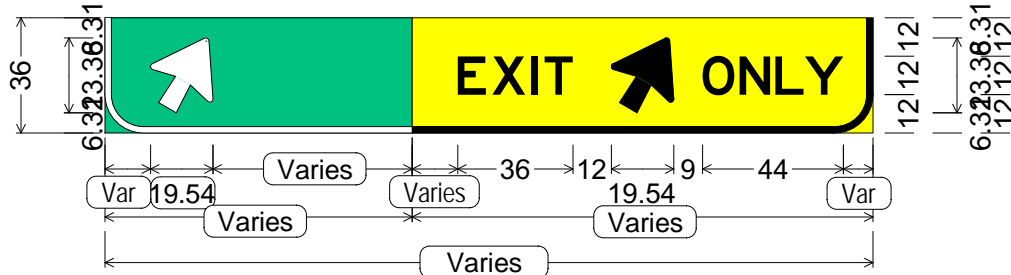
**Designed By:** R. C. Moeur

**Issue Date:** December 2016

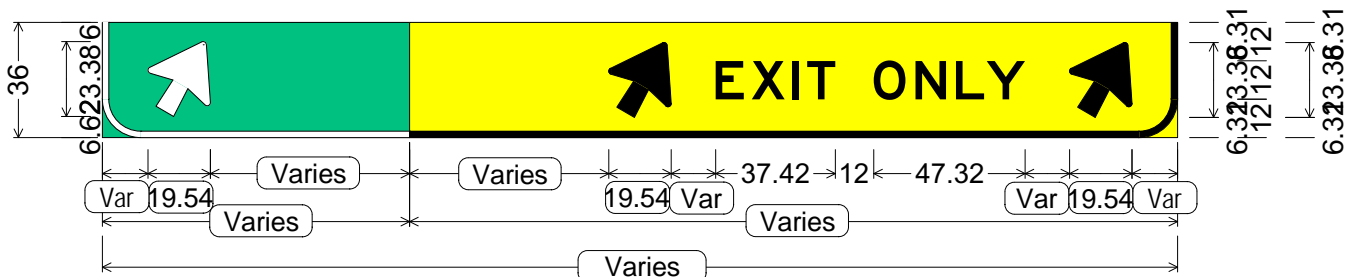
Match width of E4 series sign panel.

Green/yellow border should be above the lane line separating the option and exit-only lanes.  
Center arrows above each lane. Adjust spacing as needed.

**CODE:** Exit Only sub-panels for E4 series signs  
**SIZE:** Varies x 36"  
Freeway



E4 Exit Only panel (one lane option, one lane exit);  
12.00" Radius, 2.00" Border, White on Green;  
Arrow 16-20 Type B - 60°;  
12.00" Radius, 2.00" Border, Black on Yellow;  
"EXIT" E specified length; Arrow 16-20 Type B - 60°;  
"ONLY" E specified length;



E4 Exit Only panel (one lane option, two lane exit);  
12.00" Radius, 2.00" Border, White on Green;  
Arrow 16-20 Type B - 60°;  
12.00" Radius, 2.00" Border, Black on Yellow;  
Arrow 16-20 Type B - 60°; "EXIT ONLY" E; Arrow 16-20 Type B - 60°;

**Colors:**

Legend & Border: Black (Non-reflective) or White (Reflective)  
Background: Yellow or Green (Reflective)

**All dimensions are in inches**

**Designed By:** R. C. Moeur

**Issue Date:** December 2016