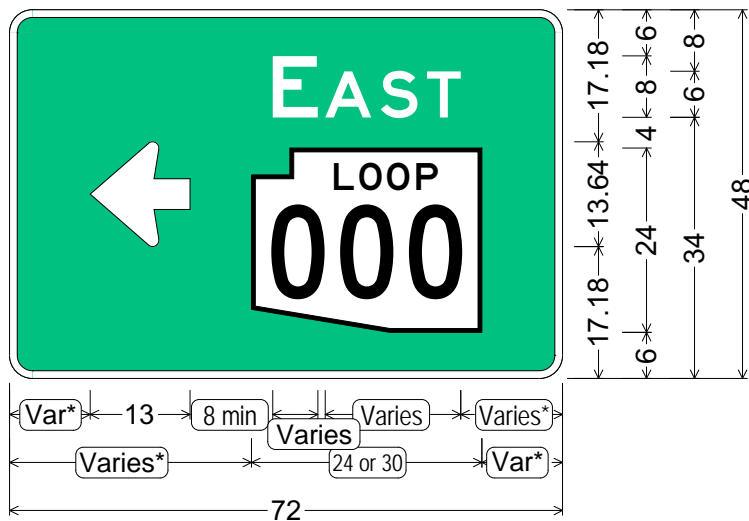


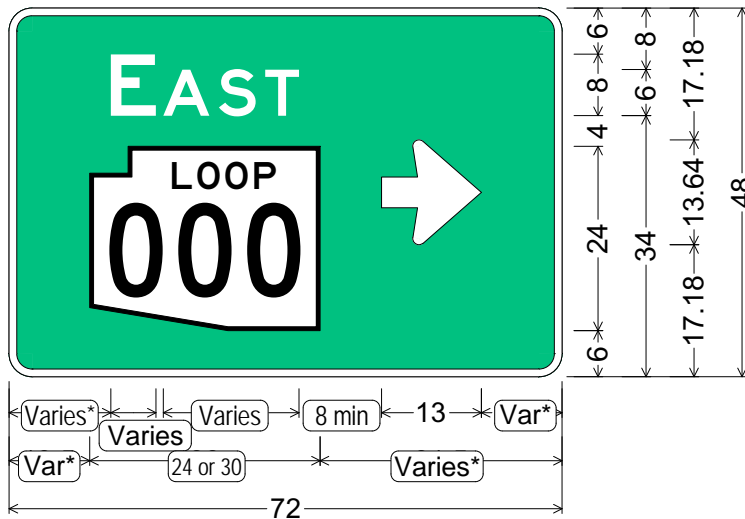
CODE: D1-105e

SIZE: 72" x 48"
STANDARD

* Center entire legend package (shields, text, arrow) horizontally on each panel or sub-panel.



D1-105e (conv-ramp-crossroad);
3.00" Radius, 1.00" Border, White on Green;
Arrow 8" Type D3 - 13.00" 180°;
"EAST" E; State Highway 000 M1-5e;



D1-105e (conv-ramp-crossroad);
3.00" Radius, 1.00" Border, White on Green;
"EAST" E; State Highway 000 M1-5e;
Arrow 8" Type D3 - 13.00" 0°;

ALL DIMENSIONS ARE IN INCHES



COLORS:
LEGEND & BORDER - WHITE (REFL)
BACKGROUND - GREEN (REFL)

ARIZONA DEPARTMENT OF TRANSPORTATION
TRAFFIC ENGINEERING GROUP

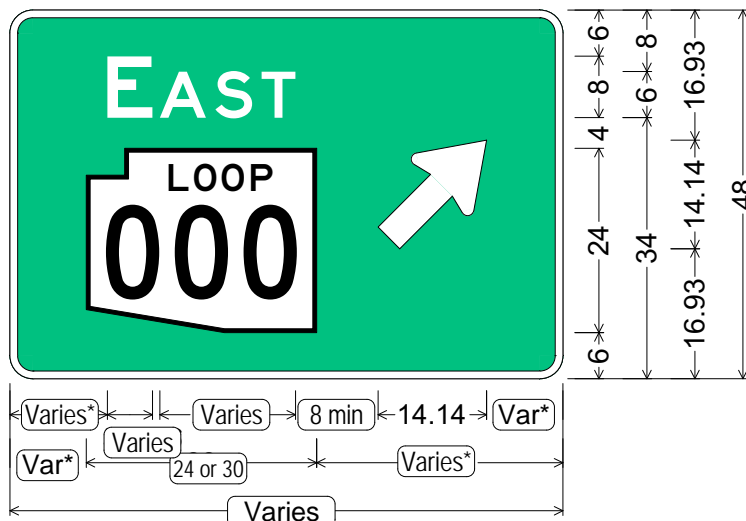
DRAWN: R. C. MOEUR	DATE: NOVEMBER / 2015
-----------------------	--------------------------

APPROVED:
SIGNATURE ON FILE

CODE: D1-105e

SIZE: 72" x 48"
STANDARD

* Center entire legend package (shields, text, arrow) horizontally on each panel or sub-panel.



D1-105e (conv-ramp-crossroad);
3.00" Radius, 1.00" Border, White on Green;
"EAST" E; State Highway 000 M1-5e;
Arrow 8" Type D2 - 18.00" 45°;

ALL DIMENSIONS ARE IN INCHES



COLORS:
LEGEND & BORDER - WHITE (REFL)
BACKGROUND - GREEN (REFL)

ARIZONA DEPARTMENT OF TRANSPORTATION
TRAFFIC ENGINEERING GROUP

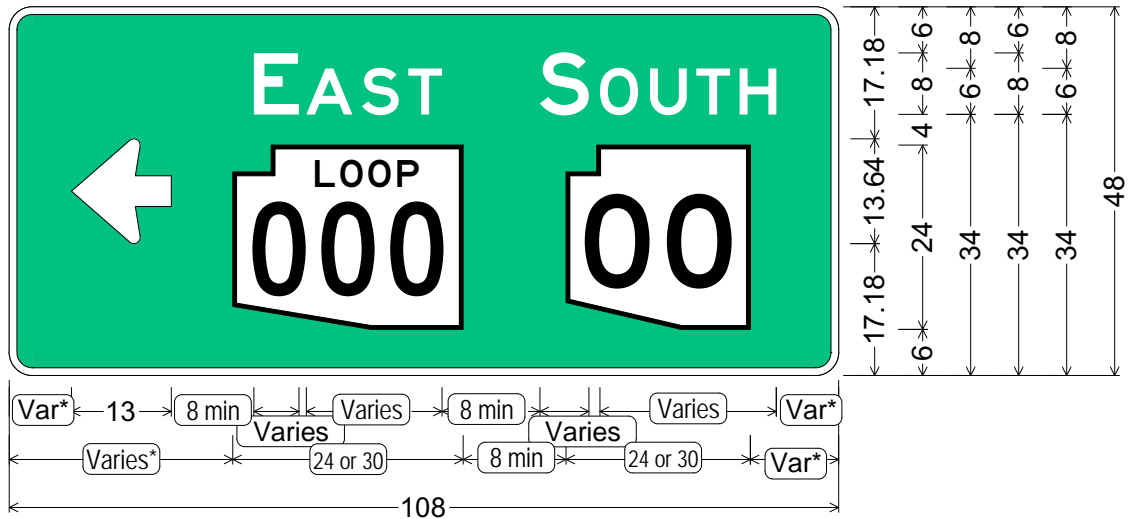
DRAWN: R. C. MOEUR DATE: NOVEMBER / 2015

APPROVED: SIGNATURE ON FILE

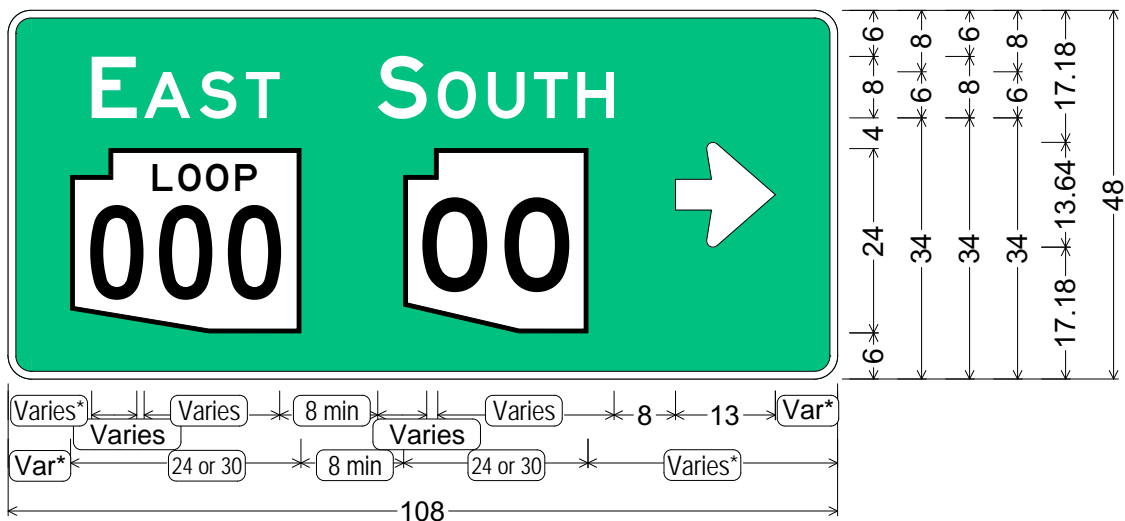
CODE: D1-105e

SIZE: 108" x 48"
STANDARD

* Center entire legend package (shields, text, arrow) horizontally on each panel or sub-panel.



D1-105e (conv-ramp-crossroad);
3.00" Radius, 1.00" Border, White on Green;
Arrow 8" Type D3 - 13.00" 180°; "EAST" E; "SOUTH" E;
State Highway 000 M1-5e; State Highway 00 M1-5c;



D1-105e (conv-ramp-crossroad);
3.00" Radius, 1.00" Border, White on Green;
"EAST" E; "SOUTH" E; State Highway 000 M1-5e;
State Highway 00 M1-5c; Arrow 8" Type D3 - 13.00" 0°;

ALL DIMENSIONS ARE IN INCHES



COLORS:
LEGEND & BORDER - WHITE (REFL)
BACKGROUND - GREEN (REFL)

ARIZONA DEPARTMENT OF TRANSPORTATION
TRAFFIC ENGINEERING GROUP

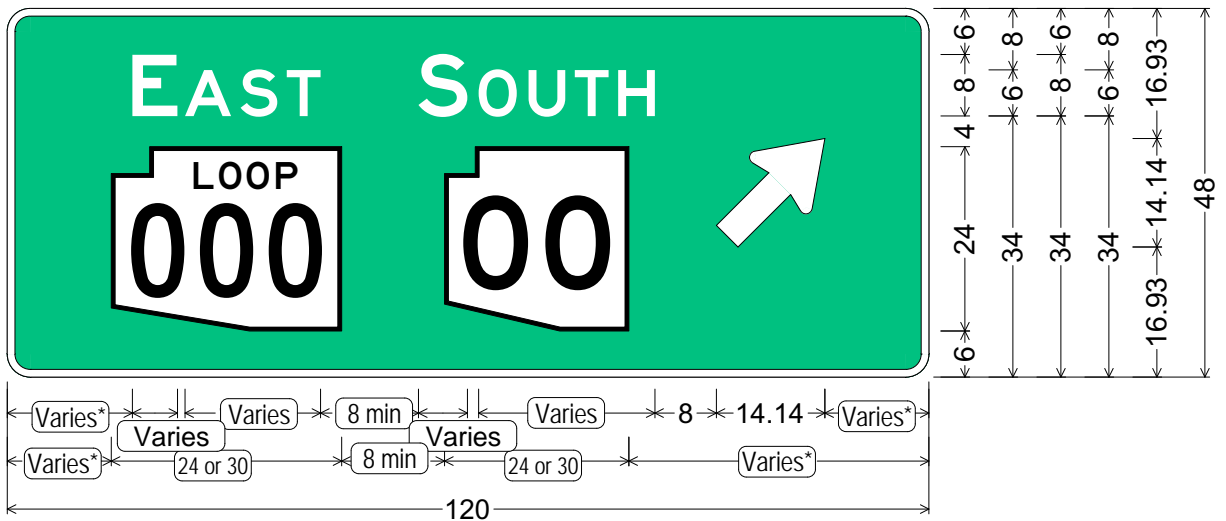
DRAWN: R. C. MOEUR
DATE: NOVEMBER / 2015

APPROVED: SIGNATURE ON FILE

CODE: D1-105e

SIZE: 120" x 48"
STANDARD

* Center entire legend package (shields, text, arrow) horizontally on each panel or sub-panel.



D1-105e (conv-ramp-crossroad);
 3.00" Radius, 1.00" Border, White on Green;
 "EAST" E; "SOUTH" E; State Highway 000 M1-5e;
 State Highway 00 M1-5c; Arrow 8" Type D2 - 18.00" 45°;

ALL DIMENSIONS ARE IN INCHES



COLORS:
 LEGEND & BORDER - WHITE (REFL)
 BACKGROUND - GREEN (REFL)

ARIZONA DEPARTMENT OF TRANSPORTATION
 TRAFFIC ENGINEERING GROUP

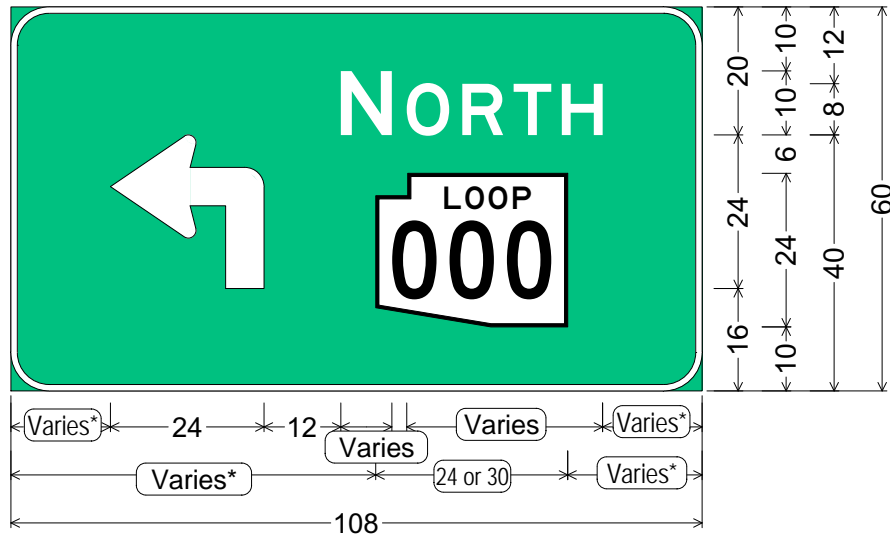
DRAWN: R. C. MOEUR	DATE: NOVEMBER / 2015
-----------------------	--------------------------

APPROVED:
SIGNATURE ON FILE

CODE: D1-105e

SIZE: 108 x 60"
OVERHEAD

* Center entire legend package (shields, text, arrow) horizontally on each panel or sub-panel.



D1-105e (overhead);
6.00" Radius, 1.00" Border, White on Green;
90 Deg Advance Turn Arrow 24.00" X 24.00";
"NORTH" E; State Highway 000 M1-5e;

ALL DIMENSIONS ARE IN INCHES



COLORS:
LEGEND & BORDER - WHITE (REFL)
BACKGROUND - GREEN (REFL)

ARIZONA DEPARTMENT OF TRANSPORTATION
TRAFFIC ENGINEERING GROUP

DRAWN:
R. C. MOEUR

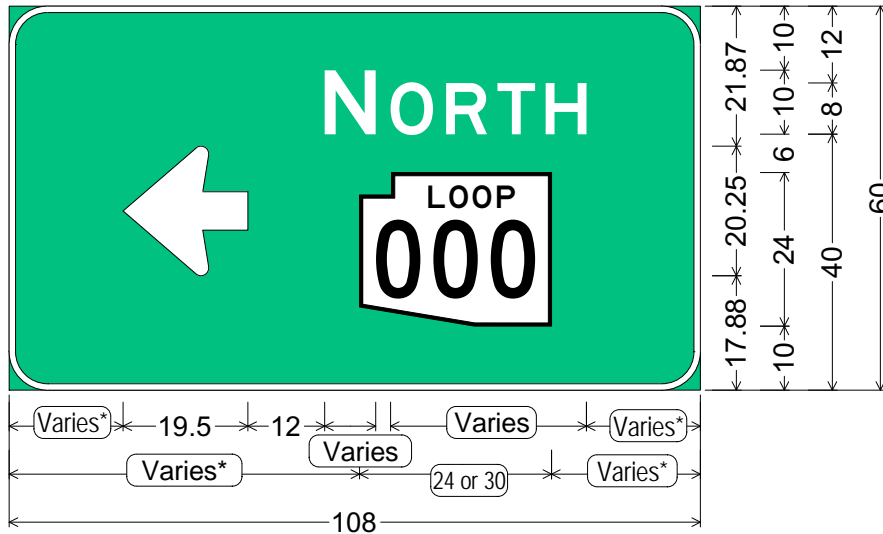
DATE:
NOVEMBER / 2015

APPROVED:
SIGNATURE ON FILE

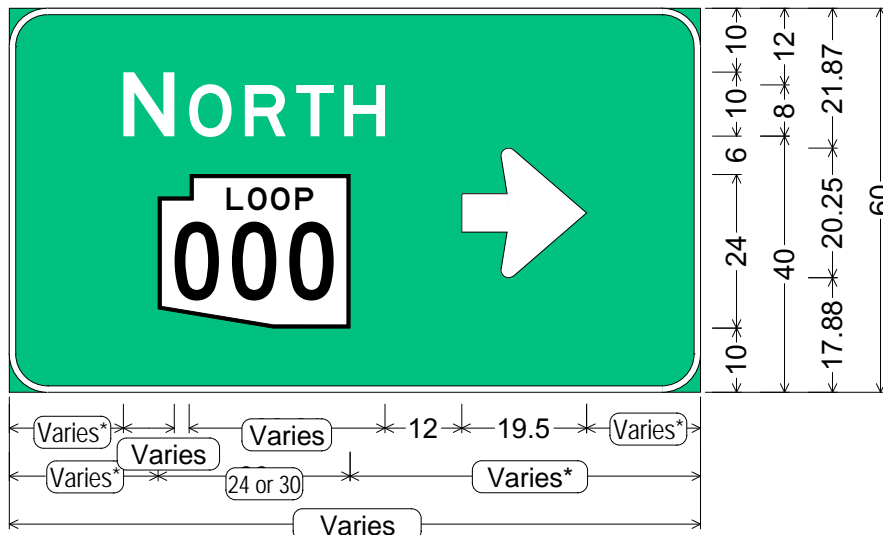
CODE: D1-105e

SIZE: 108 x 60"
OVERHEAD

* Center entire legend package (shields, text, arrow) horizontally on each panel or sub-panel.



D1-105e (overhead);
6.00" Radius, 1.00" Border, White on Green;
Arrow 12" Type D3 - 19.50" 180°; "NORTH" E;
State Highway 000 M1-5e;



D1-105e (overhead);
6.00" Radius, 1.00" Border, White on Green;
"NORTH" E; State Highway 000 M1-5e;
Arrow 12" Type D3 - 19.50" 0°;

ALL DIMENSIONS ARE IN INCHES



COLORS:
LEGEND & BORDER - WHITE (REFL)
BACKGROUND - GREEN (REFL)

ARIZONA DEPARTMENT OF TRANSPORTATION
TRAFFIC ENGINEERING GROUP

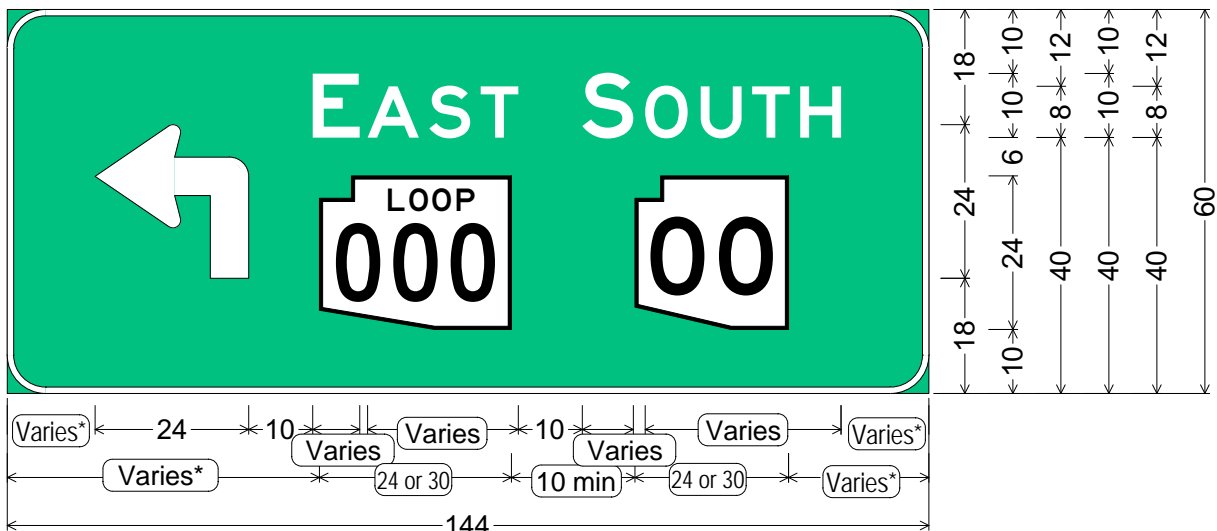
DRAWN: R. C. MOEUR DATE: NOVEMBER / 2015

APPROVED: SIGNATURE ON FILE

CODE: D1-105e

SIZE: 144 x 60"
OVERHEAD

* Center entire legend package (shields, text, arrow) horizontally on each panel or sub-panel.



D1-105e (overhead); 6.00" Radius, 1.00" Border, White on Green;
90 Deg Advance Turn Arrow 24.00" X 24.00"; "EAST" E; "SOUTH" E;
State Highway 000 M1-5e; State Highway 00 M1-5c;

ALL DIMENSIONS ARE IN INCHES



COLORS:

LEGEND & BORDER - WHITE (REFL)
BACKGROUND - GREEN (REFL)

ARIZONA DEPARTMENT OF TRANSPORTATION
TRAFFIC ENGINEERING GROUP

DRAWN:

R. C. MOEUR

DATE:

NOVEMBER / 2015

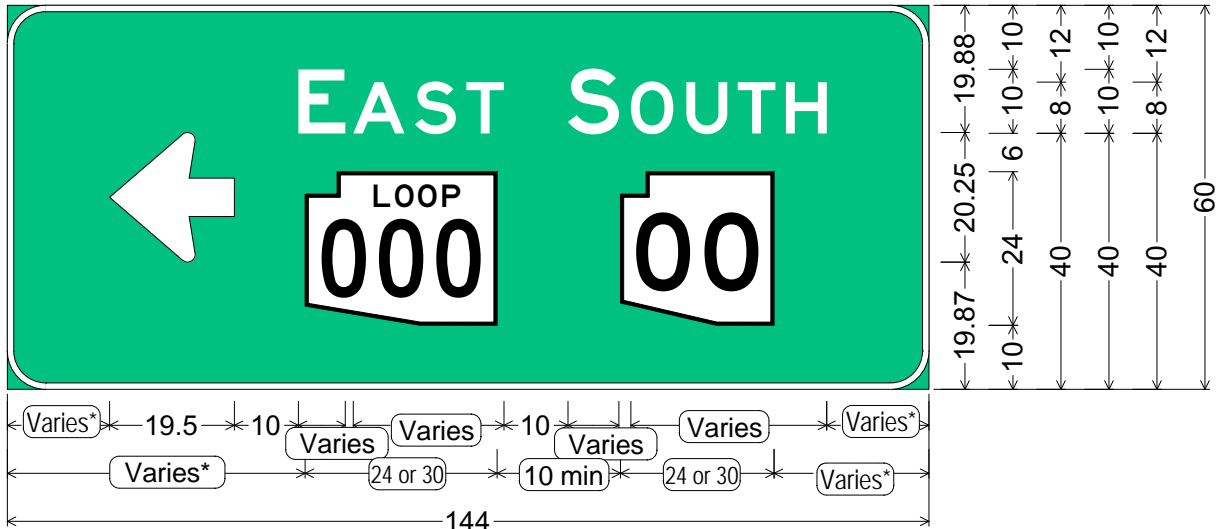
APPROVED:

SIGNATURE ON FILE

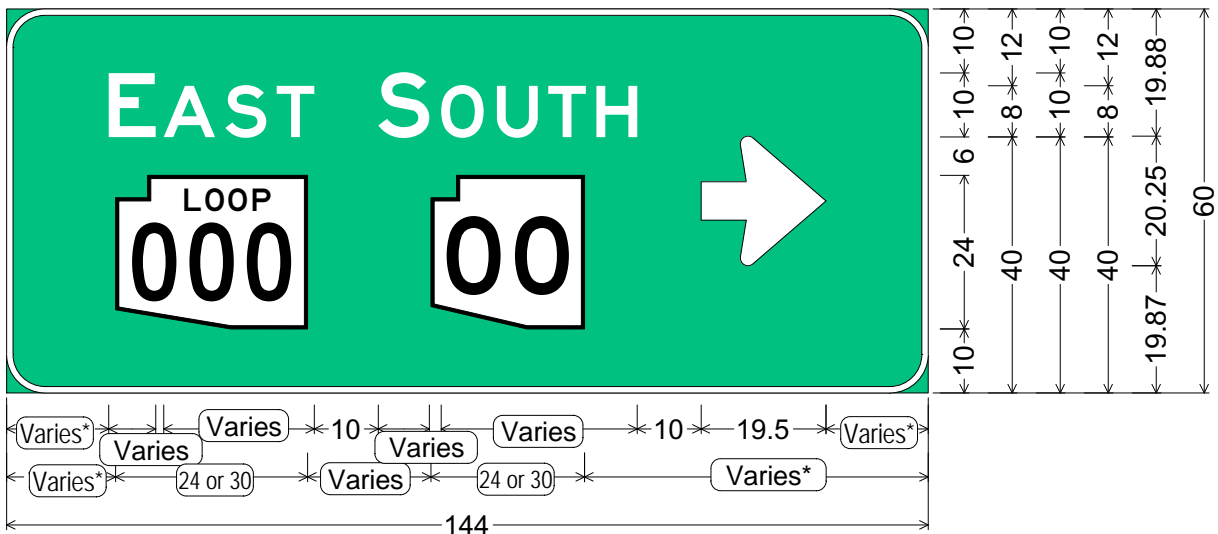
CODE: D1-105e

SIZE: 144 x 60"
OVERHEAD

* Center entire legend package (shields, text, arrow) horizontally on each panel or sub-panel.



D1-105e (overhead); 6.00" Radius, 1.00" Border, White on Green;
 Arrow 12" Type D3 - 19.50" 180°; "EAST" E; "SOUTH" E;
 State Highway 000 M1-5e; State Highway 00 M1-5c;



D1-105e (overhead); 6.00" Radius, 1.00" Border, White on Green;
 "EAST" E; "SOUTH" E; State Highway 000 M1-5e;
 State Highway 00 M1-5c; Arrow 12" Type D3 - 19.50" 0°;

ALL DIMENSIONS ARE IN INCHES



COLORS:

LEGEND & BORDER - WHITE (REFL)
 BACKGROUND - GREEN (REFL)

ARIZONA DEPARTMENT OF TRANSPORTATION
 TRAFFIC ENGINEERING GROUP

DRAWN:

R. C. MOEUR

DATE:

NOVEMBER / 2015

APPROVED:

SIGNATURE ON FILE