

Sign width varies based on destination(s). Sign width varies in even foot increments.

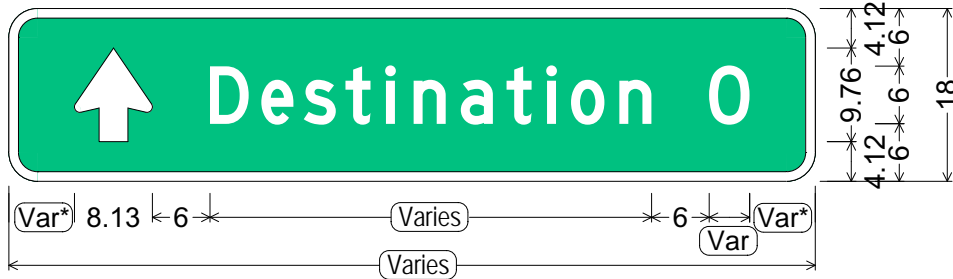
If sign width is an issue, reduce edge or text spacing or use Series C.

On multi-line signs, horizontally center destination text groupings relative to one another.

\* Center entire legend package (shields, text, arrow) horizontally on each panel or sub-panel.

CODE: D1-1a

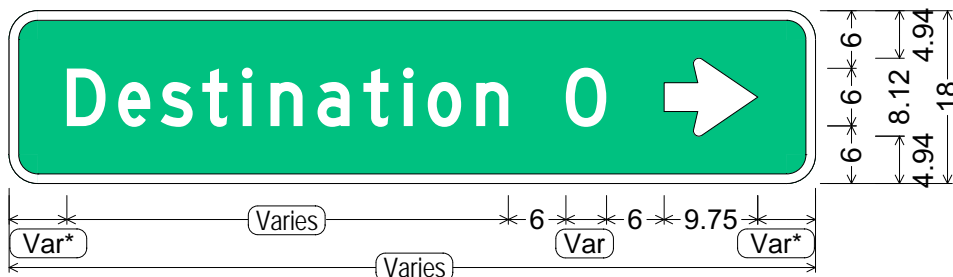
SIZE: VAR x 18"  
STANDARD



D1-1a (conventional road);  
3.00" Radius, 1.00" Border, White on Green;  
Arrow 6" Type D1 - 9.75" 90°; "Destination" D; "0" D;



D1-1a (conventional road);  
3.00" Radius, 1.00" Border, White on Green;  
Arrow 6" Type D1 - 9.75" 180°; "Destination" D; "0" D;



D1-1a(conventional road);  
3.00" Radius, 1.00" Border, White on Green;  
"Destination" D; "0" D; Arrow 6" Type D1 - 9.75" 0°;

ALL DIMENSIONS ARE IN INCHES



**COLORS:**

LEGEND & BORDER - WHITE (REFL)  
BACKGROUND - GREEN (REFL)

ARIZONA DEPARTMENT OF TRANSPORTATION  
TRAFFIC ENGINEERING GROUP

DRAWN:  
R. C. MOEUR

DATE:  
NOVEMBER / 2015

APPROVED:  
SIGNATURE ON FILE

Sign width varies based on destination(s). Sign width varies in even foot increments.

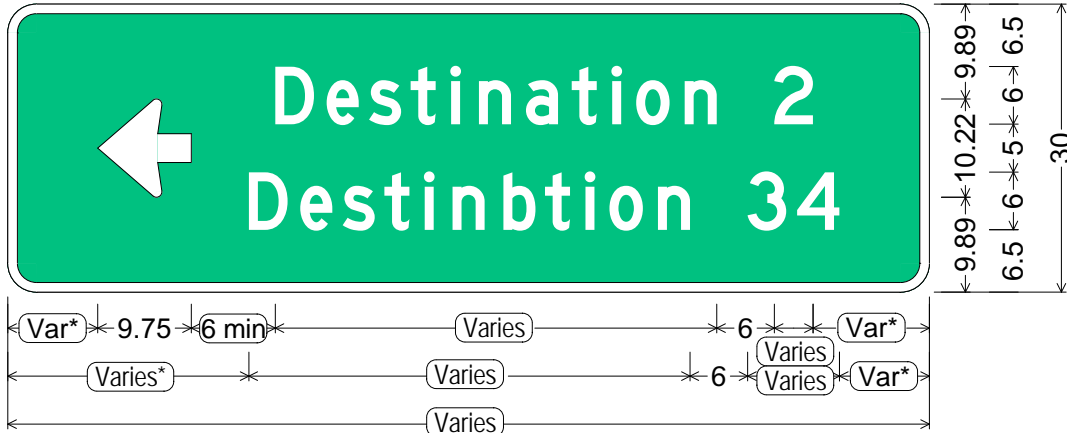
If sign width is an issue, reduce edge or text spacing or use Series C.

On multi-line signs, horizontally center destination text groupings relative to one another.

\* Center entire legend package (shields, text, arrow) horizontally on each panel or sub-panel.

CODE: D1-1a

SIZE: VAR x 30"  
STANDARD

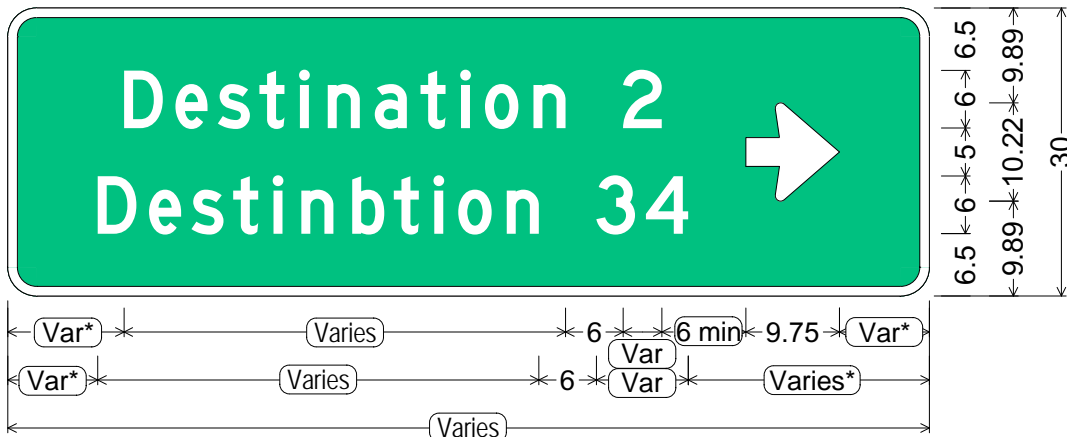


D1-1a (conventional road - 2 line);

3.00" Radius, 1.00" Border, White on Green;

Arrow 6" Type D3 - 9.75" 180°; "Destination" D; "2" D;

"Destinbtion" D; "34" D;



D1-1a (conventional road - 2 line);

3.00" Radius, 1.00" Border, White on Green;

"Destination" D; "2" D; "Destinbtion" D; "34" D;

Arrow 6" Type D3 - 9.75" 0°;

ALL DIMENSIONS ARE IN INCHES



**COLORS:**

LEGEND & BORDER - WHITE (REFL)  
BACKGROUND - GREEN (REFL)

ARIZONA DEPARTMENT OF TRANSPORTATION  
TRAFFIC ENGINEERING GROUP

DRAWN:  
R. C. MOEUR

DATE:  
NOVEMBER / 2015

APPROVED:  
SIGNATURE ON FILE

Sign width varies based on destination(s). Sign width varies in even foot increments.

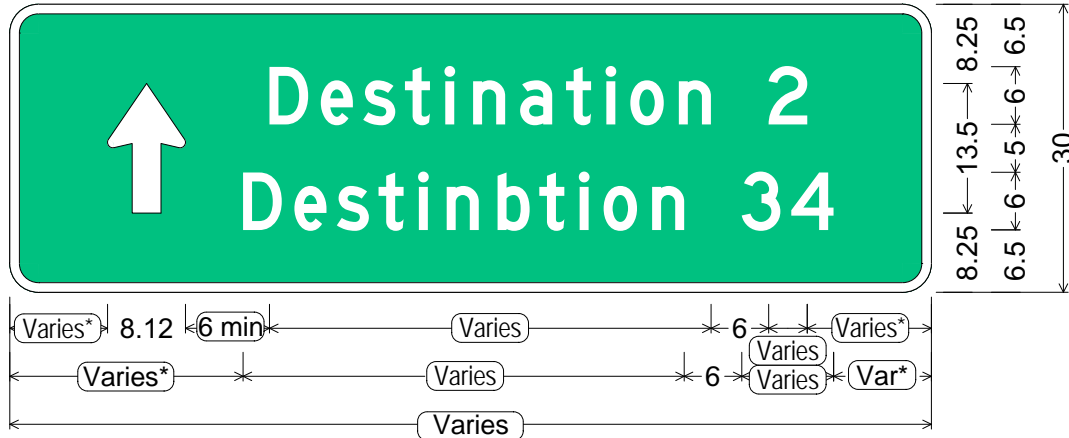
If sign width is an issue, reduce edge or text spacing or use Series C.

On multi-line signs, horizontally center destination text groupings relative to one another.

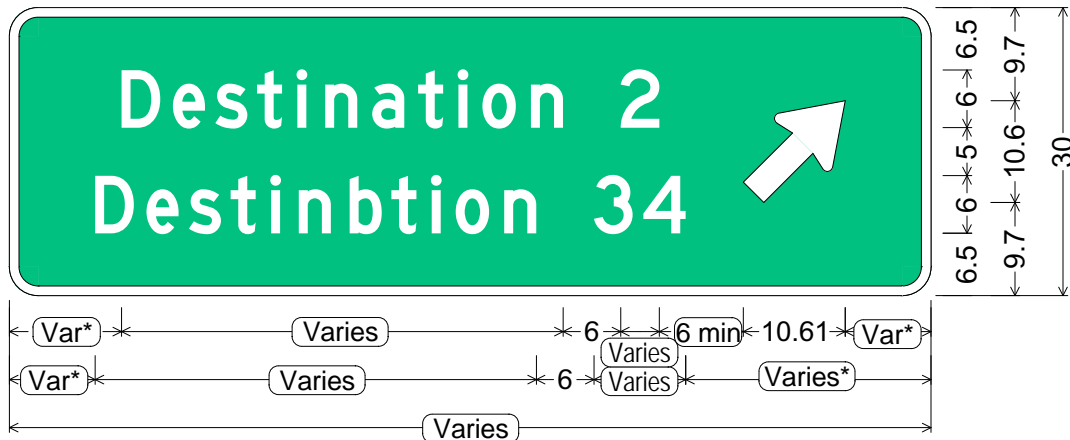
\* Center entire legend package (shields, text, arrow) horizontally on each panel or sub-panel.

CODE: D1-1a

SIZE: VAR x 30"  
STANDARD



D1-1a (conventional road - 2 line);  
 3.00" Radius, 1.00" Border, White on Green;  
 Arrow 6" Type D2 - 13.50" 90°; "Destination" D; "2" D;  
 "Destinbtion" D; "34" D;



D1-1a (conventional road - 2 line);  
 3.00" Radius, 1.00" Border, White on Green;  
 "Destination" D; "2" D; "Destinbtion" D; "34" D;  
 Arrow 6" Type D2 - 13.50" 45°;

ALL DIMENSIONS ARE IN INCHES



**COLORS:**

LEGEND & BORDER - WHITE (REFL)  
 BACKGROUND - GREEN (REFL)

ARIZONA DEPARTMENT OF TRANSPORTATION  
 TRAFFIC ENGINEERING GROUP

DRAWN: R. C. MOEUR      DATE: NOVEMBER / 2015

APPROVED: SIGNATURE ON FILE

Sign width varies based on destination(s). Sign width varies in even foot increments.

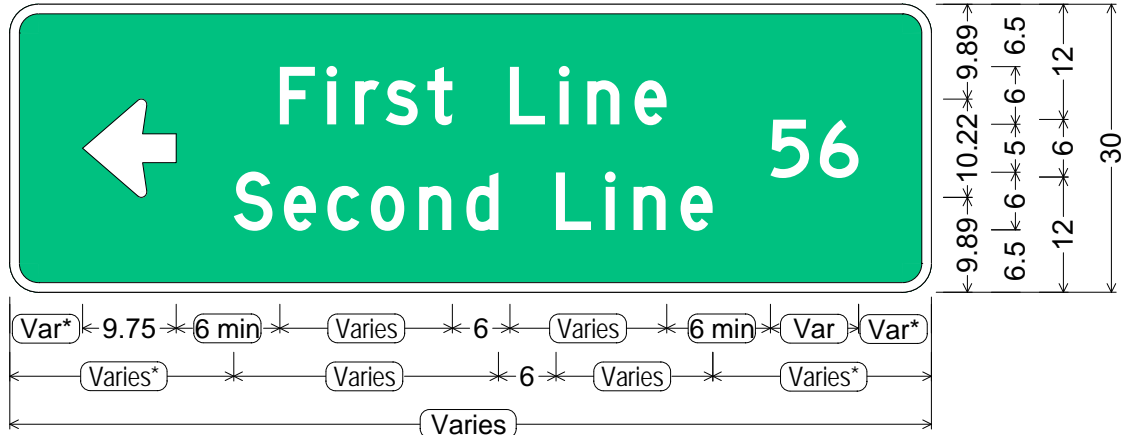
If sign width is an issue, reduce edge or text spacing or use Series C.

On multi-line signs, horizontally center destination text groupings relative to one another.

\* Center entire legend package (shields, text, arrow) horizontally on each panel or sub-panel.

CODE: D1-1a

SIZE: VAR x 30"  
STANDARD

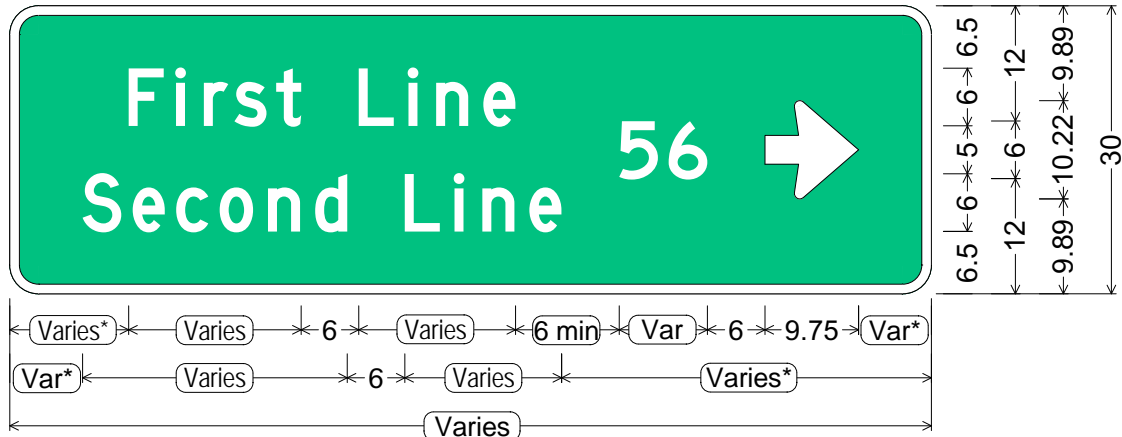


D1-1a (conventional road - 2 line);

3.00" Radius, 1.00" Border, White on Green;

Arrow 6" Type D3 - 9.75" 180°; "First Line" D; "Second Line" D;

"56" D;



D1-1a (conventional road - 2 line);

3.00" Radius, 1.00" Border, White on Green;

"First Line" D; "Second Line" D; "56" D; Arrow 6" Type D3 - 9.75" 0°;

ALL DIMENSIONS ARE IN INCHES



**COLORS:**

LEGEND & BORDER - WHITE (REFL)  
BACKGROUND - GREEN (REFL)

ARIZONA DEPARTMENT OF TRANSPORTATION  
TRAFFIC ENGINEERING GROUP

DRAWN:

R. C. MOEUR

DATE:

NOVEMBER / 2015

APPROVED:

SIGNATURE ON FILE

Sign width varies based on destination(s). Sign width varies in even foot increments.

If sign width is an issue, reduce edge or text spacing or use Series D.

On multi-line signs, horizontally center destination text groupings relative to one another.

\* Center entire legend package (shields, text, arrow) horizontally on each panel or sub-panel.

CODE: D1-1a

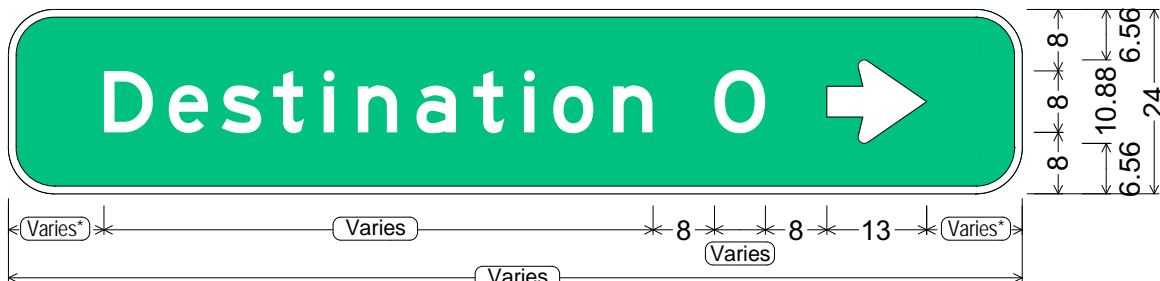
SIZE: VAR x 24"  
RAMP-XRD



D1-1a (ramp - crossroad); 6.00" Radius, 1.00" Border, White on Green;  
Arrow 8" Type D1 - 90°; "Destination" E; "0" E;



D1-1a (ramp - crossroad); 6.00" Radius, 1.00" Border, White on Green;  
Arrow 8" Type D1 - 180°; "Destination" E; "0" E;



D1-1a (ramp - crossroad); 6.00" Radius, 1.00" Border, White on Green;  
"Destination" E; "0" E; Arrow 8" Type D1 - 0°;

ALL DIMENSIONS ARE IN INCHES



**COLORS:**

LEGEND & BORDER - WHITE (REFL)  
BACKGROUND - GREEN (REFL)

ARIZONA DEPARTMENT OF TRANSPORTATION  
TRAFFIC ENGINEERING GROUP

DRAWN:

R. C. MOEUR

DATE:

NOVEMBER / 2015

APPROVED:

SIGNATURE ON FILE

Sign width varies based on destination(s). Sign width varies in even foot increments.

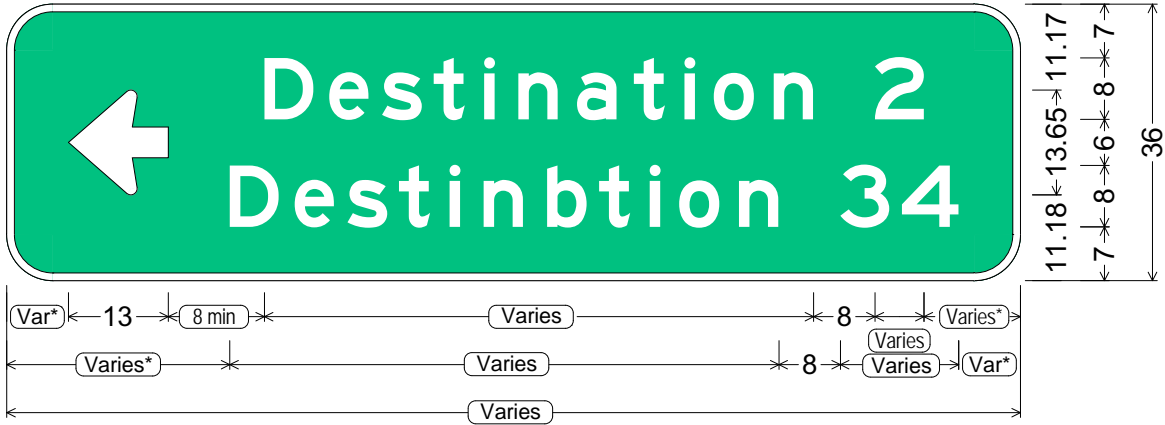
If sign width is an issue, reduce edge or text spacing or use Series D.

On multi-line signs, horizontally center destination text groupings relative to one another.

\* Center entire legend package (shields, text, arrow) horizontally on each panel or sub-panel.

CODE: D1-1a

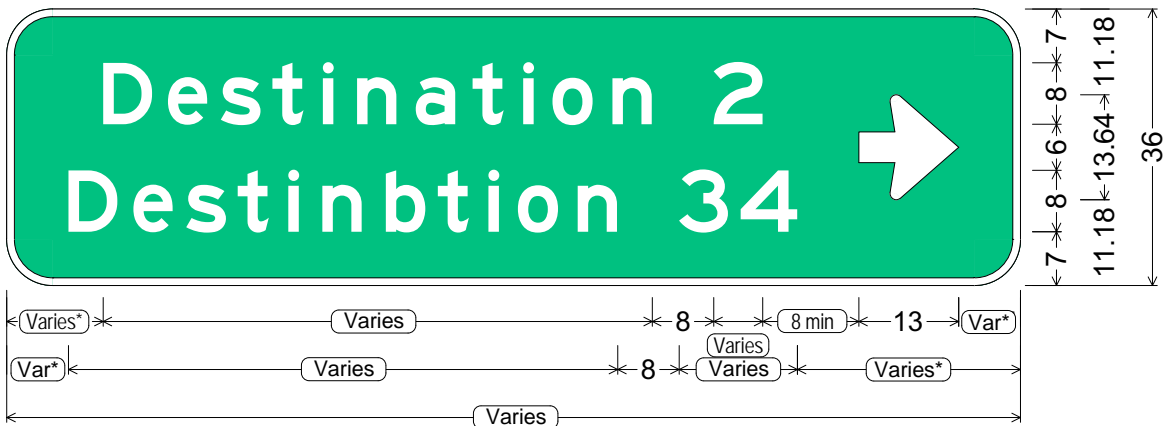
SIZE: VAR x 36"  
RAMP-XRD



D1-1a (ramp - crossroad - 2 line);

6.00" Radius, 1.00" Border, White on Green;

Arrow 8" Type D3 - 180°; "Destination" E; "2" E; "Destinbtion" E; "34" E;



D1-1a (ramp - crossroad - 2 line);

6.00" Radius, 1.00" Border, White on Green;

"Destination" E; "2" E; "Destinbtion" E; "34" E; Arrow 8" Type D3 - 0°;

ALL DIMENSIONS ARE IN INCHES



**COLORS:**

LEGEND & BORDER - WHITE (REFL)  
BACKGROUND - GREEN (REFL)

ARIZONA DEPARTMENT OF TRANSPORTATION  
TRAFFIC ENGINEERING GROUP

DRAWN:  
R. C. MOEUR

DATE:  
NOVEMBER / 2015

APPROVED:  
SIGNATURE ON FILE

Sign width varies based on destination(s). Sign width varies in even foot increments.

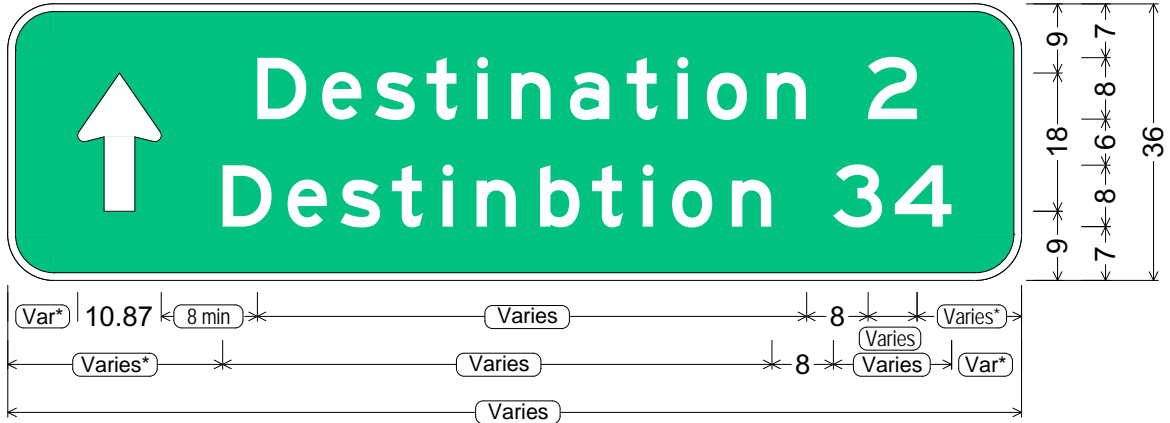
If sign width is an issue, reduce edge or text spacing or use Series D.

On multi-line signs, horizontally center destination text groupings relative to one another.

\* Center entire legend package (shields, text, arrow) horizontally on each panel or sub-panel.

CODE: D1-1a

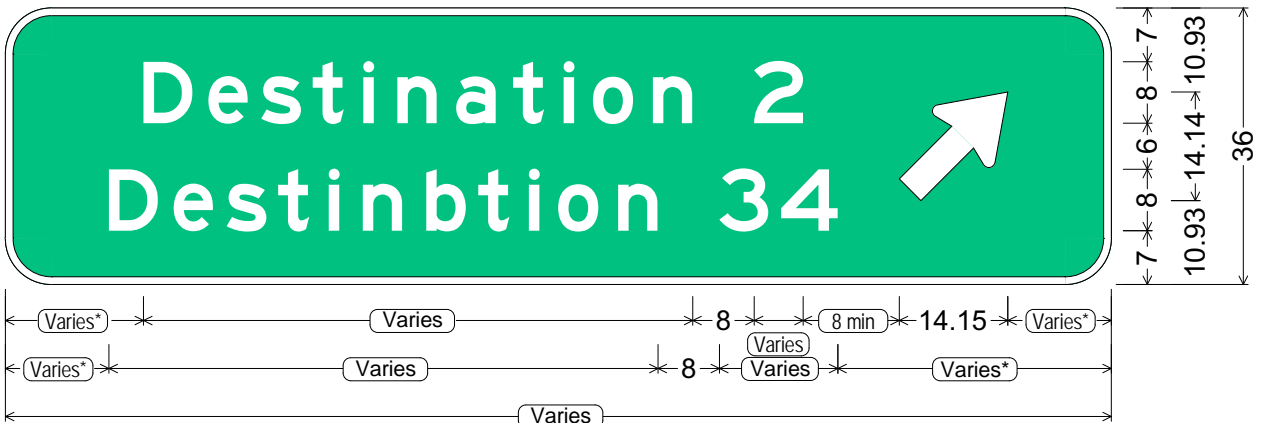
SIZE: VAR x 36"  
RAMP-XRD



D1-1a (ramp - crossroad - 2 line);

6.00" Radius, 1.00" Border, White on Green;

Arrow 8" Type D2 - 90°; "Destination" E; "2" E; "Destinbtion" E; "34" E;



D1-1a (ramp - crossroad - 2 line); 6.00" Radius, 1.00" Border, White on Green;

"Destination" E; "2" E; "Destinbtion" E; "34" E; Arrow 8" Type D2 - 45°;

ALL DIMENSIONS ARE IN INCHES



**COLORS:**

LEGEND & BORDER - WHITE (REFL)  
BACKGROUND - GREEN (REFL)

ARIZONA DEPARTMENT OF TRANSPORTATION  
TRAFFIC ENGINEERING GROUP

DRAWN:

R. C. MOEUR

DATE:

NOVEMBER / 2015

APPROVED:

SIGNATURE ON FILE

Sign width varies based on destination(s). Sign width varies in even foot increments.

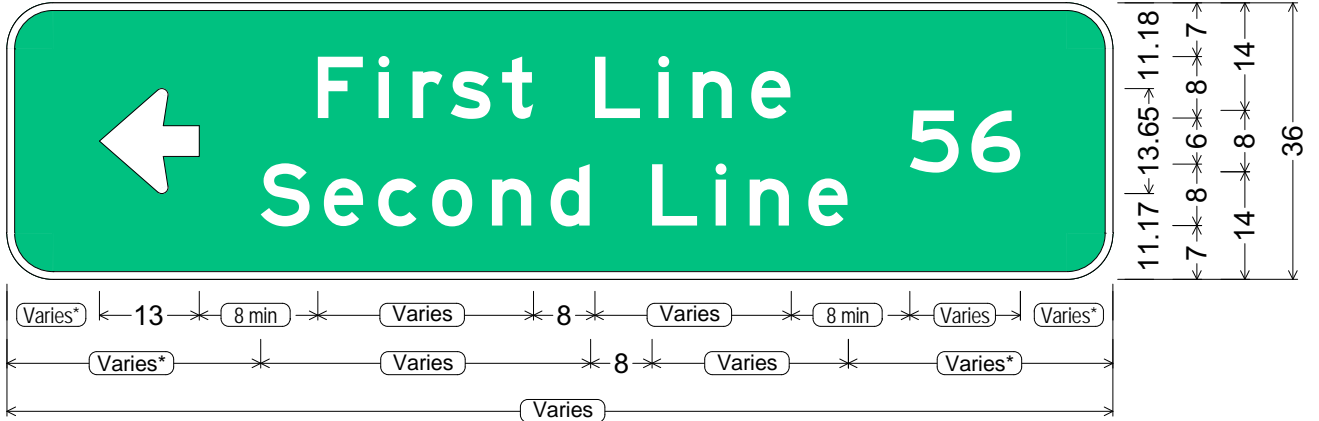
If sign width is an issue, reduce edge or text spacing or use Series D.

On multi-line signs, horizontally center destination text groupings relative to one another.

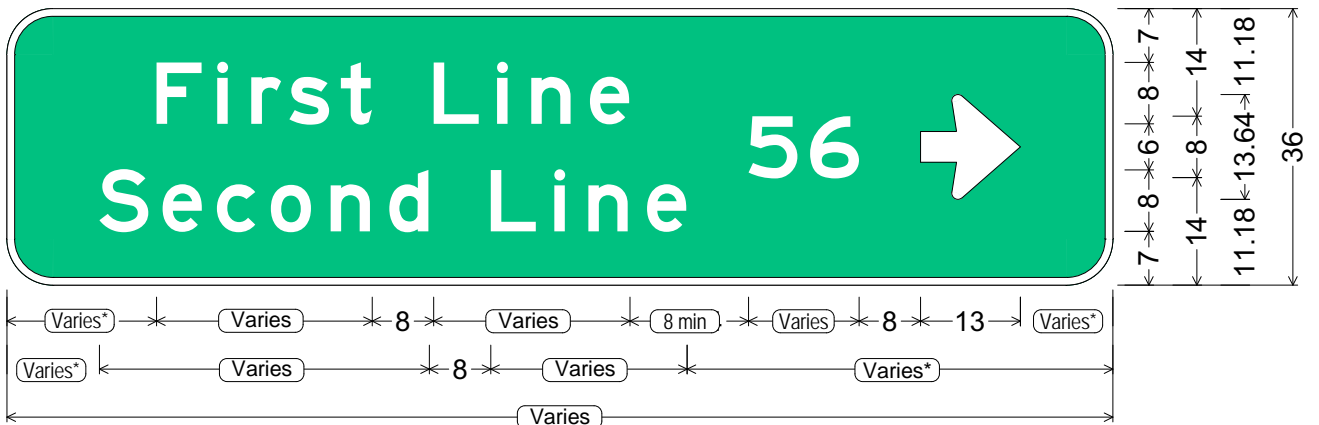
\* Center entire legend package (shields, text, arrow) horizontally on each panel or sub-panel.

CODE: D1-1a

SIZE: VAR x 36"  
RAMP-XRD



D1-1a (ramp - crossroad - 2 line); 6.00" Radius, 1.00" Border, White on Green; Arrow 8" Type D3 - 180°; "First Line" E; "Second Line" E; "56" E;



D1-1a (ramp - crossroad - 2 line); 6.00" Radius, 1.00" Border, White on Green; "First Line" E; "Second Line" E; "56" E; Arrow 8" Type D3 - 0°;

ALL DIMENSIONS ARE IN INCHES



**COLORS:**

LEGEND & BORDER - WHITE (REFL)  
BACKGROUND - GREEN (REFL)

ARIZONA DEPARTMENT OF TRANSPORTATION  
TRAFFIC ENGINEERING GROUP

DRAWN:  
R. C. MOEUR

DATE:  
NOVEMBER / 2015

APPROVED:  
SIGNATURE ON FILE



Sign width varies based on destination(s). Sign width varies in even foot increments.

If sign width is an issue, reduce edge or text spacing or use Series D.

On multi-line signs, horizontally center destination text groupings relative to one another.

\* Center entire legend package (shields, text, arrow) horizontally on each panel or sub-panel.

CODE: D1-1a

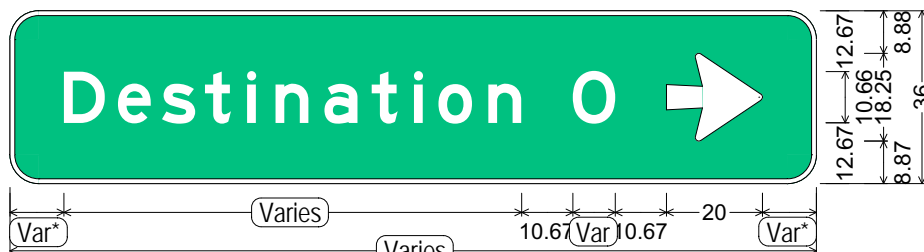
SIZE: VAR x 36"  
EXPRESSWAY



D1-1a (expressway); 6.00" Radius, 1.00" Border, White on Green;  
Arrow 10-13.33 Type B - 20.00" 90°; "Destination" E; "0" E;



D1-1a (expressway); 6.00" Radius, 1.00" Border, White on Green;  
Arrow 10-13.33 Type B - 20.00" 180°; "Destination" E; "0" E;



D1-1a (expressway); 6.00" Radius, 1.00" Border, White on Green;  
"Destination" E; "0" E; Arrow 10-13.33 Type B - 20.00" 0°;

ALL DIMENSIONS ARE IN INCHES



**COLORS:**

LEGEND & BORDER - WHITE (REFL)  
BACKGROUND - GREEN (REFL)

ARIZONA DEPARTMENT OF TRANSPORTATION  
TRAFFIC ENGINEERING GROUP

DRAWN:  
R. C. MOEUR

DATE:  
NOVEMBER / 2015

APPROVED:  
SIGNATURE ON FILE

Sign width varies based on destination(s). Sign width varies in even foot increments.

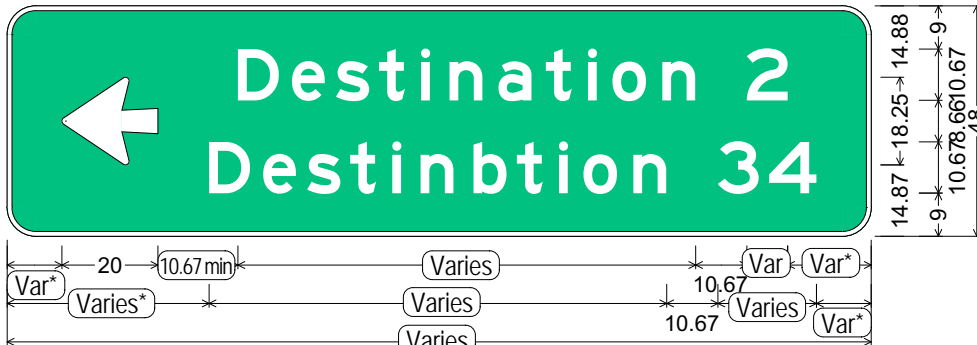
If sign width is an issue, reduce edge or text spacing or use Series D.

On multi-line signs, horizontally center destination text groupings relative to one another.

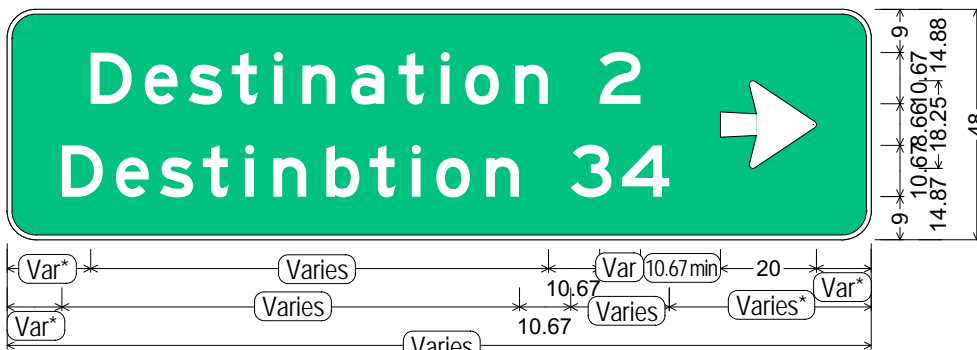
\* Center entire legend package (shields, text, arrow) horizontally on each panel or sub-panel.

CODE: D1-1a

SIZE: VAR x 48"  
EXPRESSWAY



D1-1a (expressway - 2 line); 6.00" Radius, 1.00" Border, White on Green;  
Arrow 10-13.33 Type B - 20.00" 180°; "Destination" E; "2" E; "Destinbtion" E;  
"34" E;



D1-1a (expressway - 2 line); 6.00" Radius, 1.00" Border, White on Green;  
"Destination" E; "2" E; "Destinbtion" E; "34" E; Arrow 10-13.33 Type B - 20.00" 0°;

ALL DIMENSIONS ARE IN INCHES



**COLORS:**

LEGEND & BORDER - WHITE (REFL)  
BACKGROUND - GREEN (REFL)

ARIZONA DEPARTMENT OF TRANSPORTATION  
TRAFFIC ENGINEERING GROUP

DRAWN:

R. C. MOEUR

DATE:

NOVEMBER / 2015

APPROVED:

SIGNATURE ON FILE

Sign width varies based on destination(s). Sign width varies in even foot increments.

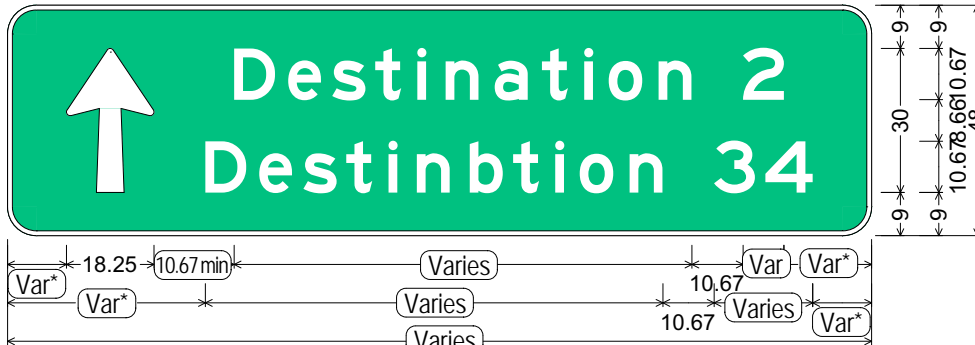
If sign width is an issue, reduce edge or text spacing or use Series D.

On multi-line signs, horizontally center destination text groupings relative to one another.

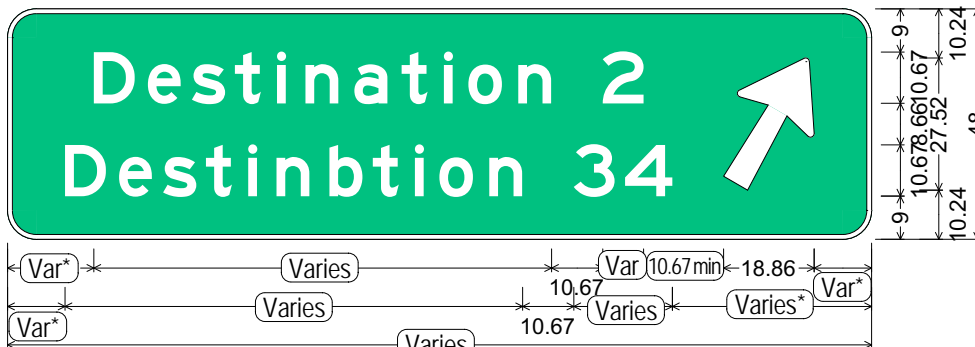
\* Center entire legend package (shields, text, arrow) horizontally on each panel or sub-panel.

CODE: D1-1a

SIZE: VAR x 48"  
EXPRESSWAY



D1-1a (expressway - 2 line); 6.00" Radius, 1.00" Border, White on Green;  
Arrow 10-13.33 Type A - 30.00" 90°; "Destination" E; "2" E; "Destinbtion" E;  
"34" E;



D1-1a (expressway - 2 line); 6.00" Radius, 1.00" Border, White on Green;  
"Destination" E; "2" E; "Destinbtion" E; "34" E;  
Arrow 10-13.33 Type A - 30.00" 60°;

ALL DIMENSIONS ARE IN INCHES



**COLORS:**

LEGEND & BORDER - WHITE (REFL)  
BACKGROUND - GREEN (REFL)

ARIZONA DEPARTMENT OF TRANSPORTATION  
TRAFFIC ENGINEERING GROUP

DRAWN:

R. C. MOEUR

DATE:

NOVEMBER / 2015

APPROVED:

SIGNATURE ON FILE

Sign width varies based on destination(s). Sign width varies in even foot increments.

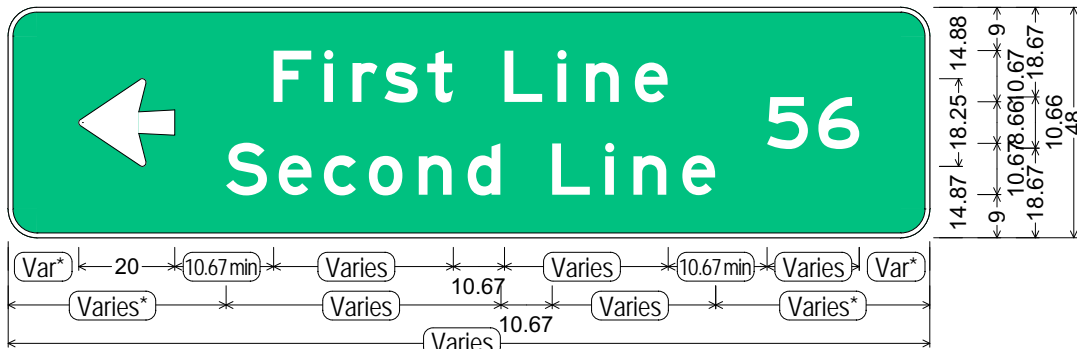
If sign width is an issue, reduce edge or text spacing or use Series D.

On multi-line signs, horizontally center destination text groupings relative to one another.

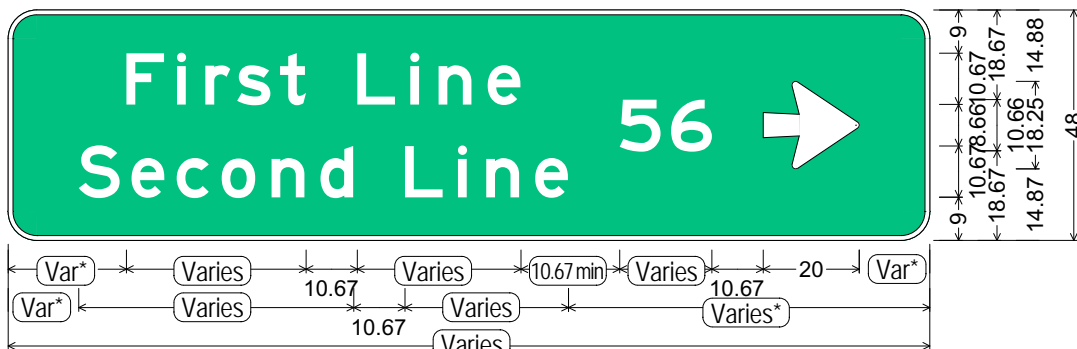
\* Center entire legend package (shields, text, arrow) horizontally on each panel or sub-panel.

CODE: D1-1a

SIZE: VAR x 48"  
EXPRESSWAY



D1-1a (expressway - 2 line); 6.00" Radius, 1.00" Border, White on Green;  
Arrow 10-13.33 Type B - 20.00" 180°; "First Line" E; "Second Line" E; "56" E;



D1-1a (expressway - 2 line); 6.00" Radius, 1.00" Border, White on Green;  
"First Line" E; "Second Line" E; "56" E; Arrow 10-13.33 Type B - 20.00" 0°;

ALL DIMENSIONS ARE IN INCHES



**COLORS:**

LEGEND & BORDER - WHITE (REFL)  
BACKGROUND - GREEN (REFL)

ARIZONA DEPARTMENT OF TRANSPORTATION  
TRAFFIC ENGINEERING GROUP

DRAWN:

R. C. MOEUR

DATE:

NOVEMBER / 2015

APPROVED:

SIGNATURE ON FILE

Sign width varies based on destination(s). Sign width varies in 6" increments.

If sign width is an issue, reduce edge or text spacing or use Series C.

On multi-line signs, horizontally center destination text groupings relative to one another.

\* Center entire legend package (shields, text, arrow) horizontally on each panel or sub-panel.

CODE: D1-1a

SIZE: VAR x 6"  
PATH



D1-1a (bikeway); 1.00" Radius, 0.25" Border, White on Green;  
Arrow 2" Type D1 - 180°; "Destination" D; "0" D;



D1-1a (bikeway); 1.00" Radius, 0.25" Border, White on Green;  
"Destination" D; "0" D; Arrow 2" Type D1 - 0°;

ALL DIMENSIONS ARE IN INCHES



**COLORS:**

LEGEND & BORDER - WHITE (REFL)  
BACKGROUND - GREEN (REFL)

ARIZONA DEPARTMENT OF TRANSPORTATION  
TRAFFIC ENGINEERING GROUP

DRAWN:

R. C. MOEUR

DATE:

NOVEMBER / 2015

APPROVED:

SIGNATURE ON FILE

Sign width varies based on destination(s). Sign width varies in 6" increments.

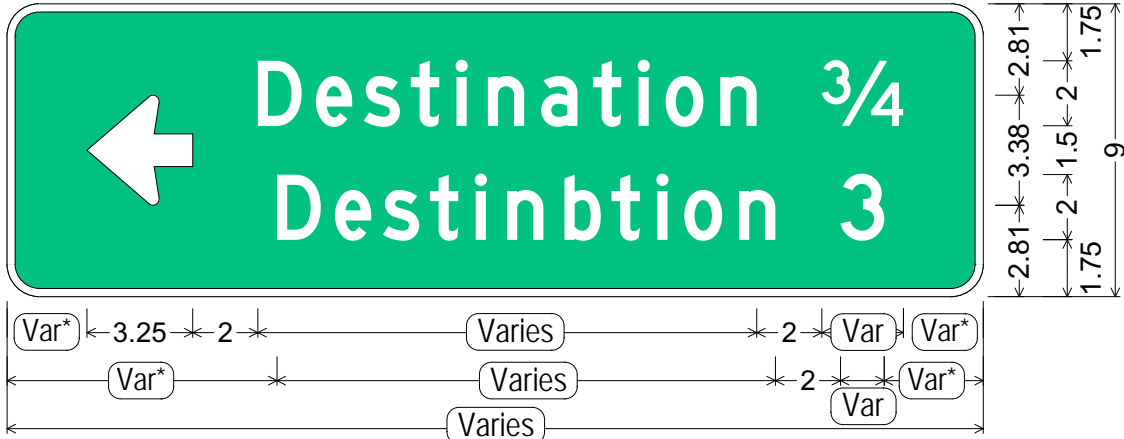
If sign width is an issue, reduce edge or text spacing or use Series C.

On multi-line signs, horizontally center destination text groupings relative to one another.

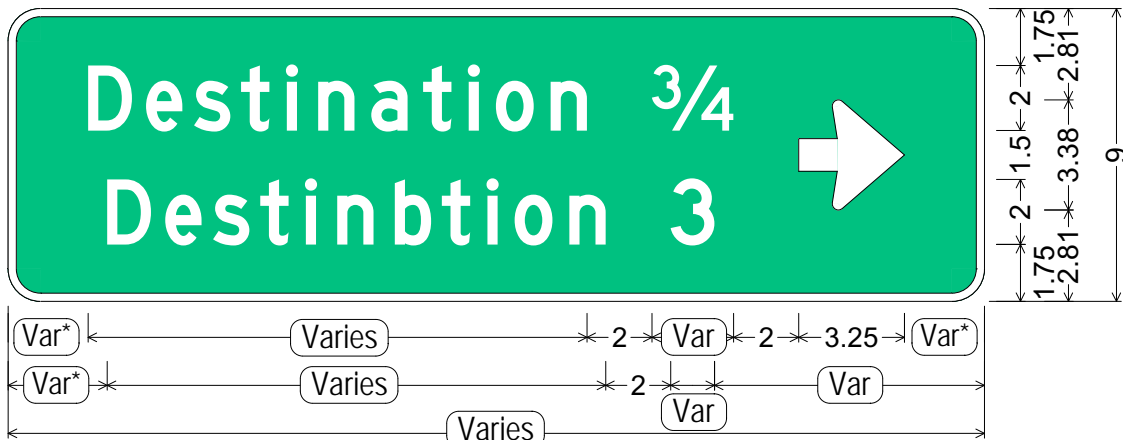
\* Center entire legend package (shields, text, arrow) horizontally on each panel or sub-panel.

CODE: D1-1a

SIZE: VAR x 9"  
PATH



D1-1a (bikeway - 2 line); 1.00" Radius, 0.25" Border, White on Green;  
Arrow 2" Type D3 - 180°; "Destination" D; "3/4" D; "Destinbtion" D; "3" D;



D1-1a (bikeway - 2 line); 1.00" Radius, 0.25" Border, White on Green;  
"Destination" D; "3/4" D; "Destinbtion" D; "3" D; Arrow 2" Type D3 - 0°;

ALL DIMENSIONS ARE IN INCHES



**COLORS:**

LEGEND & BORDER - WHITE (REFL)  
BACKGROUND - GREEN (REFL)

ARIZONA DEPARTMENT OF TRANSPORTATION  
TRAFFIC ENGINEERING GROUP

DRAWN:

R. C. MOEUR

DATE:

NOVEMBER / 2015

APPROVED:

SIGNATURE ON FILE

Sign width varies based on destination(s). Sign width varies in 6" increments.

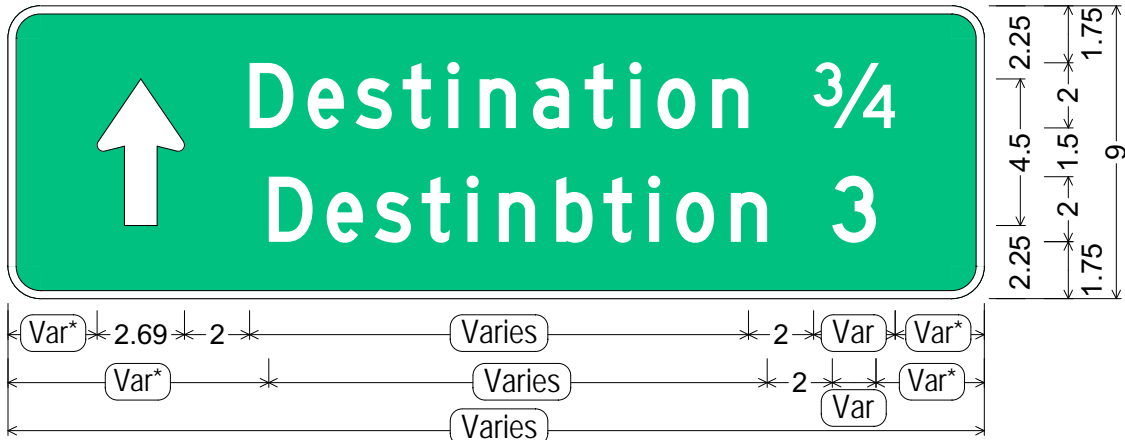
If sign width is an issue, reduce edge or text spacing or use Series C.

On multi-line signs, horizontally center destination text groupings relative to one another.

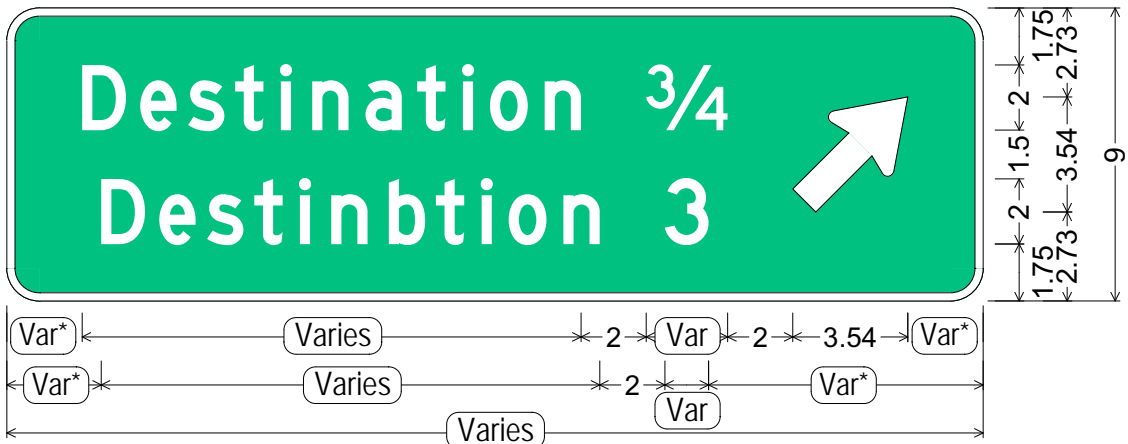
\* Center entire legend package (shields, text, arrow) horizontally on each panel or sub-panel.

CODE: D1-1a

SIZE: VAR x 9"  
PATH



D1-1a (bikeway - 2 line); 1.00" Radius, 0.25" Border, White on Green;  
Arrow 2" Type D2 - 90°; "Destination" D; "3/4" D; "Destinbtion" D; "3" D;



D1-1a (bikeway - 2 line); 1.00" Radius, 0.25" Border, White on Green;  
"Destination" D; "3/4" D; "Destinbtion" D; "3" D; Arrow 2" Type D2 - 45°;

ALL DIMENSIONS ARE IN INCHES



**COLORS:**

LEGEND & BORDER - WHITE (REFL)  
BACKGROUND - GREEN (REFL)

ARIZONA DEPARTMENT OF TRANSPORTATION  
TRAFFIC ENGINEERING GROUP

DRAWN:

R. C. MOEUR

DATE:

NOVEMBER / 2015

APPROVED:

SIGNATURE ON FILE

Sign width varies based on destination(s). Sign width varies in 6" increments.

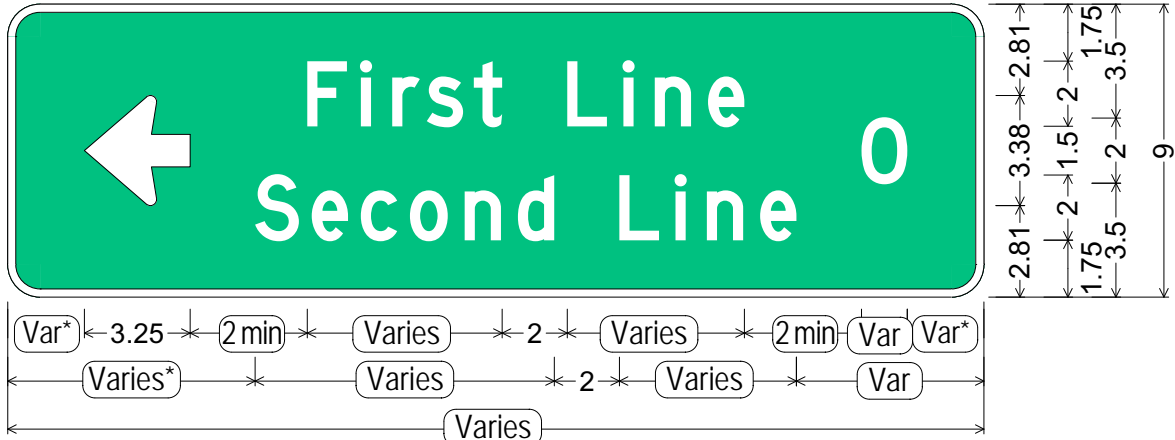
If sign width is an issue, reduce edge or text spacing or use Series C.

On multi-line signs, horizontally center destination text groupings relative to one another.

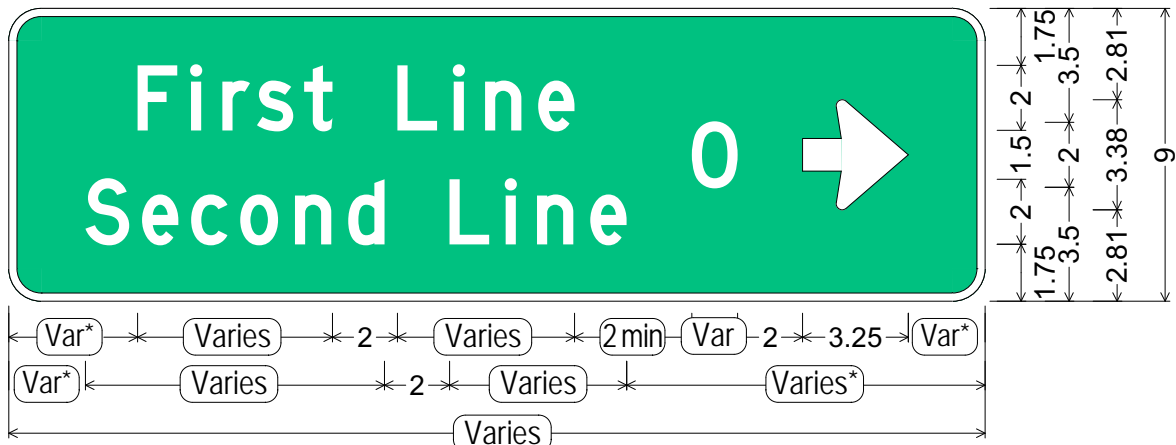
\* Center entire legend package (shields, text, arrow) horizontally on each panel or sub-panel.

CODE: D1-1a

SIZE: VAR x 9"  
PATH



D1-1a (bikeway - 2 line); 1.00" Radius, 0.25" Border, White on Green;  
Arrow 2" Type D3 - 180°; "First Line" D; "Second Line" D; "0" D;



D1-1a (bikeway - 2 line); 1.00" Radius, 0.25" Border, White on Green;  
"First Line" D; "Second Line" D; "0" D; Arrow 2" Type D3 - 0°;

ALL DIMENSIONS ARE IN INCHES



**COLORS:**

LEGEND & BORDER - WHITE (REFL)  
BACKGROUND - GREEN (REFL)

ARIZONA DEPARTMENT OF TRANSPORTATION  
TRAFFIC ENGINEERING GROUP

DRAWN:

R. C. MOEUR

DATE:

NOVEMBER / 2015

APPROVED:

SIGNATURE ON FILE